




48th Annual Report 2021 (Executive Summary)

University Grants Commission of Bangladesh



48th Annual Report 2021 (Executive Summary)

University Grants Commission of Bangladesh



“It should be ensured that poverty does not become a barrier for the enrollment of the talented in the field of education.”

- Father of the Nation Bangabandhu Sheikh Mujibur Rahman



“Education is the first step to the development of a nation. Quality education is a unique means of fostering not only economic development but also intellectual development, non-communal attitude towards life, and above all deep patriotism.”

- H. E. President Md. Abdul Hamid



“If we think about the economic emancipation and overall development of the ever-neglected poverty-stricken nation of Bangladesh, then education is the prerequisite.”

- H. E. Prime Minister Sheikh Hasina

Former Chairmen of the Commission



Professor Dr. Muzaffar Ahmed Chowdhury
(13.04.1973 - 25.01.1975)



Professor Dr. ABM Habibullah
(12.02.1975 - 05.07.1977)



Professor Dr. M A Naser
(06.07.1977 - 17.02.1981)



Professor Dr. M A Bari
(18.02.1981 - 17.02.1989)



Professor Syed Ali Ahsan
(02.03.1989 - 18.12.1990)



Professor Dr. M Shamsul Huq
(19.03.1991 - 18.03.1995)



Professor Dr. Iajuddin Ahmed
(08.04.1995 - 07.04.1999)



Professor Dr. A T M Zahurul Huq
(08.04.1999 - 07.04.2003)



Professor Dr. M Asaduzzaman
(16.04.2003 - 15.04.2007)



Professor Nazrul Islam
(07.05.2007 - 06.05.2011)



Professor Dr. A K Azad Chowdhury
(08.05.2011 - 07.05.2015)



Professor Abdul Mannan
(08.05.2015 - 07.05.2019)

Chairman and Full-time Members of Present Commission

Chairman



Professor Dr. Kazi Shahidullah

Members



Professor Dr. Dil Afroza Begum



Professor Dr. Md. Sazzad Hossain



Professor Dr. Muhammed Alamgir



Professor Dr. Biswajit Chanda



Professor Dr. Md. Abu Taher

The Executive Summary of 48th Annual Report 2021 has been placed to the National Parliament through the Government of the People's Republic of Bangladesh as per the Clause No. 12 of the Order of University Grants Commission of Bangladesh (P.O. No. 10 of 1973) -

Present Commission

Chairman

Professor Dr Kazi Shahidullah

Full-time Members

Professor Dr Dil Afroza Begum
Professor Dr Md. Sazzad Hossain
Professor Dr Muhammed Alamgir
Professor Dr Biswajit Chanda
Professor Dr Md. Abu Taher

Part-time Members

3 (Three) Part-time Members from the Vice-Chancellors of Universities

Professor Dr Md. Mashiur Rahman

Vice-Chancellor
National University, Gazipur

Professor Dr Shelina Akhter

Vice-Chancellor
Rangamati Science and Technology University,
Rangamati

Major General Md Mahbub-ul Alam

ndc, afwc, psc, MPhil, PhD
Vice Chancellor
Bangladesh University of Professionals

3 (Three) Part-time Members from Professors/Deans of Universities

Professor Sufia Begum

Dean, School of Education
Bangladesh Open University, Gazipur

Commodore Mohammad Sajedul Karim

(E), psc, BN (P No-597)
Dean, Faculty of Shipping Administration
Bangabandhu Sheikh Mujibur Rahman
Maritime University

Professor Dr. Muhammad Ahsan Ullah

Vice Chancellor
Islamic Arabic University, Dhaka

3 (Three) Part-time Members holding the rank of Secretary/equivalent nominated by the Government of the People's Republic of Bangladesh

Member, Socio-Economic Infrastructure Division, Planning Commission, Government of the People's Republic of Bangladesh
Secretary, Secondary and Higher Education Division, Ministry of Education, Government of the People's Republic of Bangladesh
Secretary, Finance Division, Ministry of Finance, Government of the People's Republic of Bangladesh

Secretary of the Commission

Dr. Ferdous Zaman

Secretary
University Grants Commission of Bangladesh

Preface

The undisputed leader of the Bengalis, the great architect of independence and the Father of the Nation Bangabandhu Sheikh Mujibur Rahman established the University Grants Commission of Bangladesh on February 15, 1973 by Presidential Order No. 10, intending to build a prosperous Golden Bengal (Sonar Bangla). The official journey of the Commission began on December 16, 1972, the first Victory Day of Independent Bangladesh. Under the obligation of Section 12 of the UGC Act, the Commission has been consistently presenting the Annual Report to the National Parliament through the Government, compiling the data and statistics of the activities carried out in all the universities of the country. Since its inception, the Commission has been performing this responsibility smoothly.

As the area of work, structure and stature of higher education have increased; the scope of work of the University Grants Commission has also increased to a great extent. However, meeting the overall needs of higher education with the existing human resources and infrastructure and meeting the challenges of the 21st century in keeping pace with the changing world have become major challenges for the commission. It is well known that there is no alternative to quality higher education, research and building a knowledge-based society if Bangladesh is to occupy a more prestigious position in the world. The importance of higher education in acquiring knowledge and skills is not only a demand of the time but also undeniable. University is a center of innovation and knowledge. The role of the university is important in forming a scientific and rational free-thinking mind. The main goal of higher education is to create, disseminate and retain new knowledge. The University Grants Commission of Bangladesh as a unitary and statutory body of higher education has been properly doing its work since its inception.

As of December 31, 2021, the number of public and private universities in the country has increased to 158. These include specialized universities including general, engineering, science and technology, agriculture, medicine, marine, and aerospace. It can be said with certainty that these universities will channel the human resources of Bangladesh in a positive direction in the next few decades. In 2021, the total number of students studying in the universities of Bangladesh is 44,41,717. In the era of the fourth industrial revolution, these students will enrich themselves in various intellectual fields and take the country to a new height of leadership in the advancement of science, art and information technology. Under the leadership of these young students, Bangladesh will become an unprecedented destination for knowledge, science, information technology, agriculture, arts, finance and management. Bangladesh's progress in the Global Human Development Index, Sustainable Development

Goals 2030, Vision 2041, Independence Centenary Celebration Vision 2071, and Delta Plan 2100 will help fulfill the dream of the Father of the Nation, Bangabandhu Sheikh Mujibur Rahman. However, adequate financial support, national spirit and a structured and timely action plan are needed to achieve this goal.

University Grants Commission of Bangladesh has taken into consideration the global perspective of higher education and has adopted multi-faceted programs for the expansion and sustenance of quality education, and research programs at the university level. If these programs are properly implemented, the commission hopes that Bangladesh will advance to a great extent in the field of higher education. Along with this, the implementation of the 'Strategic Plan for Higher Education 2018-2030' is ongoing to streamline higher education and research. Its timely implementation will facilitate and consolidate the higher education of the country and accelerate the implementation of visions announced by the Hon'ble Prime Minister Sheikh Hasina.

I strongly believe that the Commission's 48th Annual Report will serve the needs of the Government, educational policymakers, planners, researchers and general readers in providing updated information on various aspects of higher education, relevant policy-making, planning and implementation.

It should be noted that because the universities are not able to send the data properly on time sometimes or because the received data contains mismatches, it is time-consuming to edit, revise and rewrite them, prepare copies and complete the printing process. Despite the commission's efforts and plans, the Annual Report is delayed every year. The commission continues to make earnest efforts to avoid this undesired delay.

Finally, I express my sincere thanks and gratitude to all the officers and staff of the publication branch, including the editorial board, engaged in the preparation and publication of the Annual Report 2021.



Professor Dr. Kazi Shahidullah
Chairman

University Grants Commission of Bangladesh

Chief Editor's Note

‘Where access to knowledge is restricted, where intelligence is bounded, liberation is impossible’, that is, knowledge acquisition is inevitable for national liberation. Quality higher education and research pave the path to knowledge. Father of the Nation Bangabandhu Sheikh Mujibur Rahman established the University Grants Commission of Bangladesh on 16 December 1972 with the far-reaching goal of building a talented and knowledgeable nation by ensuring quality higher education. By establishing the UGC, Bangabandhu Sheikh Mujibur Rahman highlighted the importance and necessity of higher education to the nation. According to Section 12 of the UGC Act, the Commission publishes an Annual Report every year. In continuation of this, the 48th Annual Report has been prepared incorporating the data and statistics of the annual activities of all the universities of the country and the Commission during the period from 1st January to 31st December 2021.

In 1973, the journey of higher education at the university level started in Bangladesh with only six public universities. Nowadays the area of higher education has increased tremendously. As of December 31, 2021, the number of universities in Bangladesh has increased to 158. Currently, the number of students studying in these higher education institutions is 44,41,717. If this large number of students can be developed as human resources with modern technology and skill, they can play an important role in the implementation of Sustainable Development Goals 2030, Vision 2041, Independence Centenary Celebration Vision 2071 and Delta Plan 2100.

It is essential to develop our human resources with timely knowledge and skills during the unprecedented development of information technology under the influence of the fourth industrial revolution (4IR). Quality higher education and research support are needed to develop a skilled and functional human resource. Because quality higher education based on research and technology is the motto to becoming a developed Bangladesh. That's why Innovative Education Ecosystem (IEE) is very important. Due to the priority and generosity of the present Government in the field of higher education, funding has been increased for various research projects including encouragement for research work. The commission has been working tirelessly to ensure that the research findings are marketable and patentable.

University Grants Commission of Bangladesh has working as a single and statutory body for supervision and guidance of higher education. In recent years, the uses of information technology and modern training have increased the capacity and scope of service delivery of the commission. As a part of this, the UGC has introduced online services for research support to streamline the operations of the Research Support and Publication Division. To make the universities of the country dependent on digital technology, initiatives have been taken to create uniform university management software and an integrated university information management platform. If these initiatives are implemented at the university level,

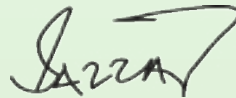
besides availing the facilities of digital Bangladesh, it will be possible to save incidental costs.

Digital Bangladesh is now a reality under the leadership of Hon'ble Prime Minister Sheikh Hasina. The University Grants Commission is also leading in the field of higher education in implementing the vision of Digital Bangladesh. As part of using ICT tools the necessary initiatives have already been taken to make all services online, including the launch of e-Nothi. New innovations and applications of technology are being greatly encouraged to make services accessible and convenient.

Despite the sincere efforts made by the UGC to publish the Annual Report at the expected time, it was not possible due to various obstacles. Timely data and statistics are not available from most of the universities as per the demand of the Commission. Many inconsistencies and deviations were observed at the stage of verifying the data obtained. In this case, the universities are needed to be contacted multiple times to correct and revise them. This causes unwanted delays which are not desirable at all. The Commission strongly believes that if the entire process is digitalized through dynamic software and all the universities can be connected with it, the Annual Report will be published on time.

The Annual Report 2021 provides updated information on higher education, setting future directions and goals, and providing guidance on developing and implementing contemporary strategies and plans. We strongly believe that the said report will meet the vast needs of the Government, higher education stakeholders, researchers, journalists and general readers.

Finally, I would like to express my gratitude to the Chief Patron of the Editorial Board and Honorable Chairman of the Commission Professor Dr. Kazi Shahidullah for the smooth and beautiful publication of the Annual Report 2021. Sincere thanks to the esteemed members of the Editorial Board for their tireless efforts. Sincere thanks to all the concerned personnel associated with the publication including printing staff, whose untiring efforts have enabled us to publish the 48th Annual Report 2021.



Professor Dr. Md. Sazzad Hossain
Chief Editor, Annual Report Editorial Board
&
Member, University Grants Commission of Bangladesh

48th Annual Report 2021 (Executive Summary)

Year of Publication: October 2022

Published by The University Grants Commission of Bangladesh
UGC Building, Plot: E-18/A, Agargaon Administrative Area, Sher-e-Bangla Nagar, Dhaka-1207
Phone: + 88-02-58160100, 58160108, Fax: 88-02-58160202
E-mail: chairman@ugc.gov.bd, Website: www.ugc.gov.bd

UGC Publication Number - 235

Editorial Board

Professor Dr. Kazi Shahidullah, Chairman, UGC	- Chief Patron
Professor Dr. Md. Sazzad Hossain, Member, UGC	- Chief Editor
Professor Dr. Dil Afroza Begum, Member, UGC	- Member
Professor Dr. Muhammed Alamgir, Member, UGC	- Member
Professor Dr. Biswajit Chanda, Member, UGC	- Member
Professor Dr. Md. Abu Taher, Member, UGC	- Member
Dr. Ferdous Zaman, Secretary, UGC	- Member
Dr. Md. Fakhru Islam, Director, RSP Division, UGC	- Member
Mr. Md. Shahin Siraj, Additional Director, RSP Division, UGC	- Member-Secretary

Data collection, refinement, development, analysis and research

Mr. Mohammad Nazrul Islam, Mr. Bishwanath Biswas, Mr. Muhammad Sajidul Islam and Mr. Srijan Chakraborty

Translation Committee

Dr. Md. Fakhru Islam, Director, RSP Division, UGC	- Convener
Mr. Md. Shahin Siraj, Additional Director, RSP Division, UGC	- Member
Mr. Md. Rokonzaman, Deputy Director, Private University Division, UGC	- Member
Mr. Mohammad Nazrul Islam, Sr. Asst. Director, F&A Division, UGC	- Member
Mr. Probir Chandra Das, Asst. Secretary, Administration Division, UGC	- Member
Mr. Muhammad Sajidul Islam, Publication Officer, RSP Division, UGC	- Member-Secretary

Printed by: DS Printing and Packaging, 234/D, New Elephant Road, Dhaka-1205, Phone No: +88 01817-078796

48th Annual Report 2021 (Executive Summary)

Published by the University Grants Commission of Bangladesh
UGC Bhaban, Plot: E-18/A, Agargaon Administrative Area
Sher-e-Bangla Nagar, Dhaka-1207
Phone: +88-02-58160100, 58160108
Fax: 88-02-58160202
E-mail: chairman@ugc.gov.bd
Web: www.ugc.gov.bd
UGC Publication Number - 235

Table of Contents		Page No.
Statistics of the Data Related to Public and Private Universities in 2021 at a Glance		1
Total Expenditure on Research in Higher Education for the Financial Year 2019-20 and 2020-21		3
Total Expenditure in Research Grants by UGC for the Financial Year 2019-20 and 2020-21		4
Fellowship, Stipend and Research related Grants provided by the UGC in 2021		5
1.	University Grants Commission of Bangladesh	6
1.1	Role and Responsibilities of the Commission	6
1.2	Composition of the Commission	7
2.	Commission in 2021	7
2.1	Chairman and Members of the Commission	7
2.2	Officers and Staff of the Commission	9
3.	Executive Summary of the Report	9
4.	Significant Aspects of the Report	14
5.	Recommendations of the Commission	20
6.	International Collaboration and Memorandum of Understandings (MoU) Signed	24
7.	Research Support Activities of the Commission	24
7.1	Research Project, Scholarship, Gold Medal, Scholarship and Fellowship	24
8.	Financial Statements of Research Projects of Commission and Public Universities	25
8.1	Academic Research Projects of the Commission in 2021	25
8.2	Academic Research Expenditures of the Commission in 2021	25
9.	Financial Activities of the Commission and Public Universities	25
9.1	Revised Budget and Actual Expenditure for the Financial Year 2020-2021 and Budget Statement for the Financial Year 2021-22 of the University Grants Commission of Bangladesh	25

Table of Contents		Page No.
9.2	Revised Budget and Actual Expenditure of the Universities for Financial Year 2020-21 and Budget Summary for Financial Year 2021-22	27
9.3	Revised Operating Budget Allocation Statement of Public Universities for Financial Year 2020-21	28
9.4	Statement of Actual Expenditure in Revised Operating Budget of Public Universities for Financial Year 2020-21	31
9.5	Operating budget allocation statement for the Financial Year 2021-2022 of the public universities	35
9.6	Recommendations of the Commission of Recurring Grants and Government Allocation of Public Universities for Last Ten Financial Years	39
10.	Statistics of Public and Private Universities	40
10.1	Number of Government Approved Universities till 2021	40
10.2	Number of Division-wise Public and Private Universities in 2021	40
10.3	Universities of Bangladesh in 2021 on the Map	41
11.	Statistics of Students and Teachers of Public and Private Universities in 2021	43
12.	Percentage of Male and Female Students of Universities in 2021	43
12.1	Percentage of Male and Female Students of Public Universities	43
12.2	Percentage of Male and Female Students of Private Universities	44
13.	Number of Public and Private Universities, Faculties, Departments, Institutes, Research Centers, Language Centers, Affiliated and Constituent Colleges & Madrasas till 2021	44
14.	Comparative Statistics of Foreign Students in Public and Private Universities for Last Ten Years	45
15.	Statistics of Students of Public (Including Affiliated and Constituent Colleges/Madrasas) and Private Universities for Last Five Years	46
16.	Statistics of Admitted Students in Public Universities	47
16.1	First Year Seats in 47 Public Universities (Excluding National, Bangladesh Open and Islamic Arabic University) in 2021	47
16.2	First Year Seats in 3 Public Universities (National, Bangladesh Open and Islamic Arabic University) in 2021	47

Table of Contents		Page No.
16.3	Undergraduate (Pass)/Undergraduate (Honours)/Undergraduate Technical/ Equivalent, Masters/Masters Technical, MPhil/PhD/ Equivalent Level and Post-graduate Diploma/Diploma/Certificate level in 50 Public Universities in 2021	48
17.	Statistics of the Capacity of Seats and Enrolled Students in Private Universities	48
18.	Statistics of Students, Teachers, Expenditure of Research and Publication of Public Universities	49
18.1	Number of Students and Teachers of Affiliated and Constituent Colleges/ Madrasas in Public Universities and its Teacher-Student Ratio	51
18.2	Expenditure per student of 50 public universities	52
19.	Statistics of Teacher-Student, Research Expenditure, Publication and Teacher-Student Ratio of Private Universities	54
20.	Percentage of Students of Public Universities, it's Affiliated and Constituent Colleges and Madrasas	59
21.	Increase and Decrease ratio of Students in Public Universities for Last Ten Years	60
22.	Increase and Decrease ratio of Students in Private Universities for Last Ten Years	61
23.	Faculty-wise Students Number of Public Universities and it's Percentage	62
24.	Degree-wise Students Number in Private Universities	63
25.	Degree-wise Students Number in Public Universities	64
26.	Degree-wise Students Number in Private Universities	65
27.	Percentage of Degree Awardees at Different Levels of Public Universities for Last Five Years	66
28.	Percentage of Degree Awardees at Different Levels of Private Universities for Last Five Years	67
29.	Statistics of Post-wise Teachers in 50 Public (Excluding Affiliated and Constituent Colleges/Madrasas) and 99 Private Universities in 2021	68
30.	Post-wise comparative teacher statistics of public and private universities for the last five years	69

Table of Contents		Page No.
31.	Comparative Statistics of Degree-wise Teachers in Public Universities for Last Five Years	69
32.	Comparative Statistics of Degree-wise Teachers of Private Universities for Last Five Years	70
33.	Number of Teachers of Affiliated and Constituent Colleges and Madrasas under Public Universities	71
34.	Teacher-Student Ratio of Public and Private Universities for Last Five Years	71
35.	Statistics of Student, Teacher and Officer-Staff of Public and Private Universities in 2021	71
36.	Ratio of Student and Officer-Staff of Public and Private Universities for Last Five Years	71
37.	Statistics of Residential Teacher, Student and Officer-Staff of 50 Public and 99 Private Universities in 2021	72
38.	Information Regarding Private Universities	73
38.1	Terms and Conditions for Provisional Permission to Establish Private University	73
39.	Information about Students Availing Full Free Studentship, Scholarship and Waiver Facilities of Private Universities	75
40.	Statistics of the Recruitment for the posts of Vice Chancellor, Pro-Vice Chancellor and Treasurer of Private Universities	75
41.	Audit Report of Income and Expenditure of Private Universities	76
42.	Income and Expenditure of Private Universities	76
43.	Statistics of Various Committee Meetings Held by Private Universities in 2021	76

Statistics and Data Related to Public and Private Universities in 2021 at a Glance

Sl. No	Description	Public University	Private University	Total
1.	Number of Universities approved by the Government till 2021	50	108	158
2.	Number of Universities conducted by Foreign Finance	2	-	2
3.	Number of Private Universities having Permanent Certificate (Sanad)	-	7	7
4.	Number of Private Universities conducting Academic Activities on their own Permanent Campuses on fixed amount of land (As Per Private University Act 2010)	-	33	33
5.	Seat capacity in Degree (Pass) level in Universities	5,43,486	1,682	5,45,168
6.	Seat capacity in Degree (Honors) level in Universities	6,51,626	1,82,677	8,34,303
7.	Number of Seats of Post-graduate level in Universities	3,20,683	90,788	4,11,471
8.	Number of Students Enrolled in Universities in 2021	10,54,491	93,503	11,47,994
9.	Total number of Students in 2021	41,31,610	3,10,107	44,41,717
	(a) Male Students	21,61,401	2,15,090	23,76,491
	(b) Female Students	19,70,209	95,017	20,65,226
10.	Total number of Students in 2021	677	1,604	2,281
	(a) Male Students	524	1,308	1,832
	(b) Female Students	153	296	449
11.	Number of Full Free Students Studying as Freedom Fighter's Children	-	1,688	1,688
12.	Number of Poor and Meritorious Students	-	10,569	10,569
13.	Universities	268	399	667
	(a) Number of Faculties/Schools			
	(b) Number of Departments/Programs	1,104	1,701	2,805
	(c) Number of Institutes	80	5	85
	(d) Number of Research Centers	243	-	243
	(e) Number of Language Centers	7	-	7
	(f) Number of Affiliated and Constituent Colleges	2,679	-	2,679
	(g) Number of Affiliated and Constituent Madrasas	1,349	-	1,349
14.	Total number of Residential Halls for the Students	260	98	358
	(a) Number of Male Hall	159	51	210
	(b) Number of Female Hall	101	47	148

Sl. No	Description	Public University	Private University	Total
15.	Total number of Students Availing of Residential Facilities	1,04,852	10,846	1,15,698
	(a) Male Students	61,701	6,553	68,254
	(b) Female Students	43,151	4,293	47,444
16.	Number of Teachers at Universities	15,236	15,393	30,629
	(a) Male Teachers	11,010	10,394	21,404
	(b) Female Teachers	4,226	4,999	9,225
17.	Number of Teachers of Affiliated and Constituent Colleges/Madrasas of Public Universities	1,48,584	-	1,48,584
	(a) Male Teachers	1,22,092	-	1,22,092
	(b) Female Teachers	26,492	-	26,492
	17.1 Colleges Teachers	1,19,583	-	1,19,583
	(a) Male Teachers	97,983	-	97,983
	(b) Female Teachers	21,600	-	21,600
	17.2 Madrasas Teachers	29,001	-	29,001
	(a) Male Teachers	24,109	-	24,109
	(b) Female Teachers	4,892	-	4,892
18.	Number of Teachers having PhD degree	5,606	2,944	8,550
	(a) Male Teachers	4,783	2,526	7,309
	(b) Female Teachers	823	418	1,241
19.	Number of Teachers with MPhil/Equivalent Degrees	1,184	-	1,184
20.	Average Teacher-Student Ratio **	1:25	1:20	1:23
21.	Total number of Officers and Staff	36,833	12,413	49,246
	(a) Officer	11,445	5,320	16,765
	(b) Staff	25,388	7,093	32,481
22.	Number of Teachers, Officers and Staff of the Universities	52,069	27,806	79,875
23.	Total Allocation to Research Sector (Taka in Lac)	7539.00	11988.00	19527.00
24.	Number of Publications	11,088	5,751	16,839

* 50 public universities and affiliated & constituent colleges/madrasas along with the number of foreign students

** Ratio of students including 50 public universities along with affiliated & constituent colleges/madrasas

Total Expenditure on Research in Higher Education for the Financial Year 2019-20 and 2020-21

(Taka in Lac)

Sl. No	Description	2019-20	2020-21	Decrease /Increase	Percentage (%)
(a)	Expenditure on Research by UGC	1500.00	1550.00	50.00	3.33%
(b)	Expenditure on Research in Public Universities	6458.00	7539.00	1081.00	16.74%
(c)	Total Expenditure on Research Grants by the University Grants Commission (a+b)	7958.00	9089.00	1131.00	14.21%
(d)	Expenditure on Research in Private Universities	11173.00	11988.00	815.00	7.29%
(e)	Total Expenditure on Research (c+d)	19131.00	21077.00	1946.00	10.17%

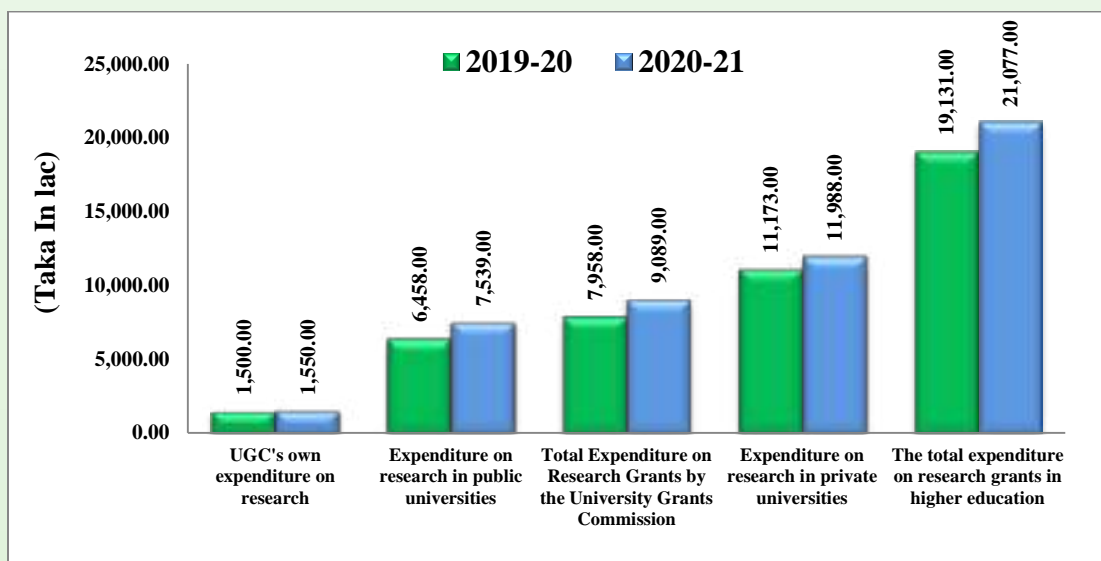


Figure 1 : Total expenditure on Research in Higher Education for the Financial Year 2019-20 and 2020-21

Total Expenditure in Research Grants by UGC for the Financial Year 2019-20 and 2020-21

(Taka in Lac)

Economic Code 3631108	Research Grants Provided by UGC	2019-20	2020-21	Decrease/ Increase	Percentage (%)
3257103	Research				
3257103 (1)	Allocated to Arts and Humanities Projects	70.00	70.00	0.00	0.00%
3257103 (2)	Allocated to Social Science Projects	50.00	50.00	0.00	0.00%
3257103 (3)	Allocated to Science and Technology Projects	-	20.00	20.00	100.00%
3257103 (4)	Expenditure on Fellowship Grants	420.00	410.00	-10.00	-2.38%
3257103 (5)	Research Support Expenditure	250.00	250.00	0.00	0.00%
3257103 (6)	Expenditure on Expert Honorarium (Research Project Evaluation)	280.00	210.00	-70.00	-25.00%
3257103 (7)	Expenditure for Expert Honorarium (Syllabus Evaluation)	50.00	50.00	0.00	0.00%
3257103 (8)	Education Support Expenditure	30.00	30.00	0.00	0.00%
3257103 (9)	Allocated to Arts and Humanities Projects	50.00	50.00	0.00	0.00%
3257103 (10)	Allocated to Social Science Projects	110.00	120.00	10.00	9.09%
3257103 (11)	Expenditure on Book Publishing	25.00	25.00	0.00	0.00%
3257103 (12)	Expenses for Scholarships and Prizes	50.00	60.00	10.00	20.00%
3257103 (13)	Expenditure on Innovative/Overseas Training	10.00	10.00	0.00	0.00%
3257103 (14)	Expenditure on JSPS-UGC Joint Research	-	100.00	100.00	100.00%
3257103 (15)	Expenditure on National Integrity Strategy	25.00	25.00	0.00	0.00%
3257103 (16)	Expenditure on UGC Bangabandhu Sheikh Mujib Fellowship	30.00	30.00	0.00	0.00%
3257103 (17)	Expenditure on Book Publication	-	10.00	10.00	100.00%
3257103 (18)	Expenditure on Annual Performance Agreement	50.00	30.00	-20.00	-40.00%
3632104	Total Research Grants	1500.00	1550.00	0.00	3.33%

Fellowship, Stipend and Research related Grants provided by the UGC in 2021

SL	Description	Total (Number/Person/Institution)	Taka
1.	UGC Bangabandhu Sheikh Mujib Fellowship	1	30,00,000.00
2.	National Professor	3	37,72,609.00
3.	UGC Professorship	5	46,80,000.00
4.	Rokeya Chair	1	9,36,000.00
5.	Post-doctoral Fellowship	10	60,00,000.00
6.	PhD Fellowship	37	1,33,20,000.00
7.	Merit Scholarship	132	34,32,000.00
8.	Stipend for the Visually Impaired Students	1	26,000.00
9.	Commonwealth Scholarship PhD Programme [Open Category]	33	-
10.	Commonwealth Scholarship Masters Programme [Open Category]	31	-
11.	Commonwealth Scholarship [Staff Category]	10	-
12.	JSPS-UGC Research Programme	1	10,00,000.00
13.	Printing in Manuscript format	3	-
14.	Number and cost of Research Projects approved	1,308	6,00,00,000.00
15.	Grants to Teachers/Institutions for participation in International Conferences/Seminars/Symposiums/Workshops	12	4,90,000.00
16.	Grants to Teachers/Institutions for Organizing National/International Seminars/Seminars/ Conferences/Workshops	13	13,75,000.00
17.	MPhil/PhD/Post-doctoral Research Submission, Printing & Binding Grants	76	19,90,000.00
18.	Grants to faculty for organizing Seminars/Conferences/Workshops in MPhil/PhD/Post-doctoral Research work	101	38,55,000.00
19.	Number of Equivalence Foreign Degrees with Bangladeshi Degrees	650	-

1. University Grants Commission of Bangladesh

1.1 Role and Responsibilities of the Commission

Father of the Nation Bangabandhu Sheikh Mujibur Rahman realized the significance of a knowledge-based society. By following vision of the Father of the Nation, the University Grants Commission (UGC) of Bangladesh was established by the President's Order (P.O.) No. 10 of 15 February 1973 which was deemed to have come into force with effect from 16 December 1972, the first Victory Day of the newly born Bangladesh. The Commission's role and responsibilities under this Order are as follows:

- a. to determine the needs for university education and formulate specific plans for the development of such education;
- b. to determine the financial needs of universities;
- c. to receive funds from the Government and thus allocate the grants for maintenance and overall demands and needs of the development sector in universities;
- d. to evaluate the development activities of departments, institutes and other affiliated institutions;
- e. to submit recommendations after reviewing all development plans of universities;
- f. to collect statistics and additional information related to universities and higher education;
- g. to advise the Government with regard to setting up new universities and expansion of existing ones;
- h. to advise the Government on proposals to grant the right to confer special degree awarding status on colleges that may be considered suitable for such status;
- i. exercise such other powers and perform such other functions as may be conferred on it by any law or by the Government;
- j. The Commission shall have the right to visit the Universities or to have them visited by teams of experts as and when necessary to evaluate their programs and assess their needs and requirements.

In addition, the Government allocates necessary funds against the Commission in compliance with this Order of 1973 for development and maintenance, higher education and research and fulfilling the responsibilities entrusted to the Commission.

1.2 Composition of the Commission

Under Section 4 (1) of the President's Order No. 10 of 1973 and its subsequent amendment of 1998, the composition of the Commission is as follows:

Chairman	1
Full-time Members	5
Part-time Members	9

Part-time Members: Three members will be from Vice-Chancellors of the universities, three from Professors/Deans of the Universities, and the Government of the People's Republic of Bangladesh will nominate three members (Member of Socio-economic Infrastructure Division of Planning Commission, Secretary of Secondary and Higher Education Division of Ministry of Education and Secretary of Finance Division of Ministry of Finance).

2. Commission in 2021

2.1 Chairman and Members of the Commission

Chairman

A Full-time Chairman under Section 4(1) (a) of the President's Order No. 10 of 1973

- Professor Dr. Kazi Shahidullah

Full-time Members

5 (Five) Full-time Members under Section 4(1)(b) of the President's Order No. 10 of 1973 and its subsequent amendment of 1998

- Professor Dr. Dil Afroza Begum
- Professor Dr. Md. Sazzad Hossain
- Professor Dr. Muhammed Alamgir
- Professor Dr. Biswajit Chanda
- Professor Dr. Md. Abu Taher

Part-time Members

3 (Three) Part-time Members from Vice-Chancellors of the Universities by rotation under Section 4 (1) (c) of the President's Order No. 10 of 1973

- Professor Dr. Skeikh Abdus Salam. Vice-Chancellor, Islamic University, Kushtia till 04.10.2021

- Professor Dr. Goutam Buddha Das, Vice-Chancellor, Chittagong Veterinary and Animal Sciences University, Chittagong till 01.10.2021
 - Professor Dr. A.Q.M. Mahbub, Vice-Chancellor, Bangabandhu Sheikh Mujibur Rahman Science and Technology University, Goplagonj till 01.10.2021
 - Professor Dr. Md. Mashiur Rahman, Vice-Chancellor, National University, Gazipur, from 05.10.2021
 - Professor Dr. Pradanendu Bikash Chakma, Vice-Chancellor, Rangamati Science and Technology University, Rangamati, from 05.10.2021
 - Major General Md Moshfequr Rahman, sgp, sup, ndc, psc, Vice-Chancellor, Bangladesh University of Professionals from 05.10.2021
- 3 (Three) Part-time Members from Professors/Deans of the Universities under Section 4 (1) (d) of the President's Order No. 10 of 1973
- Professor Dr. Waliul Hasanat, Dean, School of Law, Khulna University, Khulna, till 04.10.2021
 - Professor Dr. Md. Abdul Baset, Department of Livestock Production and Management, Sylhet Agricultural University, Sylhet, till 04.10.2021
 - Professor Dr. Md. Zulhas Uddin, Head, Department of Wet Process Engineering, Bangladesh University of Textiles, Dhaka, till 04.10.2021
 - Professor Sufia Begum, Dean, School of Education, Bangladesh Open University, from 05.10.2021
 - Commodore M Sajedul Karim, (E), psc, BN, Dean, Faculty of Shipping Administration, Bangabandhu Sheikh Mujibur Rahman Maritime University, Bangladesh (BSMRMU) from 05.10.2021
 - Prof. Dr. Mohammad Ahsan Ullah, Vice-Chancellor, Islamic Arabic University, Dhaka. from 05.10.2021
- 3 (Three) Part-time Members holding the rank of Secretary/Equivalent nominated by the Government of the People's Republic of Bangladesh under Section 4(1)(e) of the President's Order No 10 of 1973
- Member, Socio-economic Infrastructure Division, Planning Commission, Government of the People's Republic of Bangladesh
 - Secretary, Secondary and Higher Education Division, Ministry of Education, Government of the People's Republic of Bangladesh
 - Secretary, Finance Division, Ministry of Finance, Government of the People's Republic of Bangladesh

Secretary of the Commission

- Dr. Ferdous Zaman, Secretary, University Grants Commission of Bangladesh

2.2 Officers and Staff of the Commission

In 2021, the number of Class-I and Class-II Officers in the Commission is 128, the number of Class-III employees is 77 and the number of Class-IV employees is 97. The total number of Officers and Staff in the Commission is 302 in the same year. More information is displayed in Annexure 1 of the main report, page number 391.

3. Executive Summary of the Report

The Father of the Nation Bangabandhu Sheikh Mujibur Rahman had experienced the importance and need for quality of higher education in Bangladesh to build a knowledge-based society. Bangabandhu Sheikh Mujibur Rahman established The University Grants Commission (UGC) of Bangladesh on 16 December 1972, which was later obtained as an autonomous institution of higher education under the President's Order No.10 of 15 February 1973. The UGC has been giving assistance and advice to the Government to develop and upgrade the country's tertiary education in different ways since its inception. The Commission has been working persistently for the overall development of Bangladesh's higher education in line with the education system of the developed world. New universities are constantly being established for the expansion of higher education in the country. As a regulatory body of universities, the UGC needs to be empowered by enacting laws for smooth and effective overseeing the administrative and academic functions of a vast number (more than 150 universities) of higher educational institutions in the country. It is undeniable that producing a skilled workforce to survive in the era of the 4th industrial revolution and globalization of information technology is highly crucial. To this end, the role of streamlining the multi-dimensional measures undertaken by the UGC in the expansion of the quality of education and research activities in Bangladesh has witnessed landmark improvements over the past decade. The UGC has been working for the up-gradation, expansion and onward advancement of higher education, keeping the goals of Muhammad Kudrat-e-Khuda Education Commission Report 1974, National Education Policy 2010, Private University Act 2010 and Rio 20⁺ Conference's Sustainable Development Plan. As a monitoring body, the Commission has been performing its assigned responsibilities properly to expand the quality of education and research in universities by undertaking multi-faceted initiatives. In an attempt to alleviate the sufferings of admission seekers and reduce the costs of the guardians, an initiative has been taken to introduce admission in a cluster system and admission tests, in this case, have already been held in agricultural and agro-based universities. It is expected that keeping admission tests in cluster/combined systems in general, science and technology and engineering universities will be possible step by step.

In 1973, higher education began at the university level in Bangladesh with only 6 Public universities. The substantial expansion of higher education has taken place in the country at present. The number of Public and Private universities has stood at 158 till 31st December 2021 (50 Public and 108 Private), of which academic activities have not started in 6 Private universities (information and data on IBAIS University, The University of Comilla and Queen's University have been added as directed by the Commission). The total enrollment at Public and Private Universities together with affiliated and constituent colleges/madrasas is 46,90,876. It will be possible to implement Vision 2021, Sustainable Development Goals 2030, Vision 2041, Vision 2071 and Centennial Delta Plan, commonly known as Delta Plan 2100, declared by the Honourable Prime Minister Sheikh Hasina, provided this huge number of students could be turned into skilled manpower by training them with the updated technical knowledge and skills.

According to information gathered from the universities, in 2021, the number of faculties has increased by 7, Research Center 48, Language Center 2, and affiliated and constituent colleges 7. This number indicates of expansion of academic activities. It is observed that there are 5 institutes, 399 faculties and 1,701 departments/programs/ subjects analyzing the data sent from 108 private universities (out of which 6 have not started their academic activities) in the same year.

The total number of students in 50 public universities, including affiliated and constituent colleges/madrasas in 2021 stands at 41,31,610, of which 26,41,401 are male and 19,70,209 female students. The percentage of male and female students of total students is 52 and 48 respectively at public universities. In 108 private universities, the total enrollment is 3,10,107, of which 2, 15,090 students are male and 95,017 are female. To this end, the percentage of male and female students in the total is 69 and 31 respectively. The total number of students at public, including affiliated and constituent colleges/madrasas and private universities, stands at 44,41,717, of which 23,76,491 are male students and 20,65,226 female. The percentage of male and female students of total learners from public and private universities to this end is 54 and 46 respectively. In the same year, the total number of international students in public and private universities is 2281. The number of international students at public and private universities is 677 and 1,604 respectively.

In the same year, the number of students studying free of cost is 15,042, enjoying scholarship facilities 77,500 and waiver facilities 14,283 in the private universities. Heroic freedom fighters are the country's best offspring. The present Government implements various programs for them considering their financial well-being and social status. 3% of total seats have been reserved for the children of heroic freedom fighters and 3% Of the total seats for

poor but deserving students in the Private University Act 2010 for pursuing higher studies free of cost. As a result, 1,688 offspring of heroic freedom fighters and 10,569 poor and meritorious students have the opportunity to study in various private universities without any expense in the same year.

In 2021, the total number of teachers at 50 public universities (including four new universities and affiliated and constituent colleges/madrasas) is 1,48,584 of which 1,22,092 are male while the remaining 24,492 teachers are female. The total number of teachers at the country's 108 universities in the private sector stands at 15,393. Among them, 10,394 are male teachers and 4,999 are female. The total number of teachers in public and private universities is 1,63,977, of which 1,32,486 are male and 31,491 female. It may be mentioned here that the total number of teachers at 50 public universities, excluding four new universities and affiliated and constituent colleges/madrasas, is 15,236, of which 11,010 are male and 4,226 female. According to the data gathered from the universities in 2021, the number of teachers having PhD is 5,606, the total number of teachers with MPhil/Equivalent degrees is 1,184, and the number of teachers having other degrees is 8,446 while in 2010, the number of teachers having PhD is 5,651, the number of teachers with MPhil/Equivalent degrees 999 and the number of teachers having other degrees is 8,776, totaling 15,426. About 77% of teachers from 15,236 in 50 public universities were engaged in teaching in 2021 while the remaining 23 percent were absent, which is having an adverse impact on students and the quality enhancement of higher education in the country.

In 2021, the total number of halls/dormitories in 50 public universities (excluding National University, Bangladesh Open University and Islamic Arabic University) is 260 and the total number of students, in this case, is 2,89,645. Among them, accommodation facilities enjoying students stand at 1,04,852, which is nearly 36%. 3123 teachers out of 15,005 of 50 public universities were provided residential facilities in the same year. To this end, about 21% of teachers have availed of accommodation facilities. A total of 4,410 officers-staff out of 34,039 in 50 public universities, excluding affiliated and constituent colleges/madrasas have enjoyed residential facilities, which is approximately 13%. Out of the employees availing of residential facilities in 2021, the number of officers is 1,159, which is about 11% and the number of staff stands at 3,251, which is nearly 15%.

If we compare the share of the total education budget and the share of the national budget in the management commission budget and public universities in the education sector in the past years, we can see that the national budget (management and development) of the fiscal year 2019-2020 was 5,01,576.86 Crore. The education budget (management and Development)

was 52,103.27 Crore and Commission and University Budget (Administration and Development) was allocated 4,344.40 Crore. According to the financial year 2019-2020, the share of the commission and university in the education budget was 8.34%; and the share of the commission and university in the national budget was 0.87%.

5,68,000.00 Crore in National Budget (Operation and Development), 58,059.20 Crore in the Education Budget (Operation and Development), and 5,206.47 Crore in Commission and University Budget (Operation and Development) were also allocated in the fiscal year 2020-2021.

According to the financial year of 2020-21, the share of commission and university in the education budget was 8.97% and the share of commission and university in the national budget was 0.92%, which is 0.63% more than the commission and university of the education budget from the previous fiscal year and 0.05 % more compared to the commission and university allocation in the national budget.

The Research Support and Publication Division of the UGC, on a regular basis, provides various kinds of scholarships/fellowships along with inviting research projects for conducting research activities at the country's university level due to the immense importance of research in higher education. In 2021, a Post-doctoral fellowship has been awarded to 10 researchers, PhD fellowship to 37 teachers, a Merit scholarship to 132 students, UGC Bangabandhu Sheikh Mujib Fellowship, National Professorship to 3, Rokeya Chair to 1 renowned researcher and UGC Professorship to 5 distinguished researchers inclusive of financial allocation of Tk.1,58,08,790,00 for 894 research projects.

The connecting process between different countries of the world and our universities is running under the BdREN Trust. At present, 95 institutions (35 Public, 55 Private, 01 International University, 02 Research Institutes and 02 Training institutes) are availing of BdREN service. Students, teachers and researchers from member institutions have access to more than 44,000 e-resources (31,000+e-books and 13,000+e-journal proceedings) of the world's 13 well-established publishers through UDL.

To formulate a modern, time-befitting and quality curriculum in higher education, the Outcome Based Education (OBE) Curriculum Template has been prepared (latest edition) and the formulated OBE Template has been sent to the country's all public and private universities for implementation by 30 June 2021. At the same time, it has been uploaded to the UGC's website (www.ugc.gov.bd). To spreading the concept of OBE, several workshops are organized by OBE experts. In 2021, 265 teachers have been trained from 23 public and 30

private universities in the country. In 2020-2021 fiscal year, OBE has been approved in 14 public and private universities. Universities have been directed to develop the curriculum according to the Dual Semester OBE template provided by UGC. In addition, a thirteen-year Strategic Plan for Higher Education (SPHE) in Bangladesh: 2018-2030 formulated by the Commission and approved by the Government of Bangladesh is now in the implementation stage. 41 (Forty-one) Action Plans adopted in the strategic paper will be implemented in three phases. In order to implement of thirteen-year Strategic Plan for Higher Education (SPHE) the feasibility study for DPP is running for the formation of the National Research Council (NRC), Central Research Laboratory (CRL) and University Teachers' Training Academy (UTTA).

Institutional Quality Assurance Cell, better known as IQAC, has been established to ensure the quality of higher education to 114 public and private universities, and the rest of the universities have been directed to establish the IQAC. In association with British Council, the UGC takes the initiative to strengthen Excellence in Teaching and Learning (ETL) in universities, opening the Going Global Program, and Community Engagement Program, organizing Regional Policy Dialogue on Higher Education and Research, and developing the Blended Learning Policy, Pedagogy, Andragogy and Heutagogy. Under SDGs indicator-9.5.2, to collect the data from university full-time researchers, an information template has been developed, and the data and analysis will be displayed in an additional chapter of the Annual Report of UGC.

Taking the global perspective into consideration, the UGC's endeavor to build Bangladesh as a knowledge-based developed and prosperous country through ensuring quality, life-oriented and practical education alongside advanced research has remained underway. The recommendations made by the Commission have been placed in this report. It is hoped that the quality of education and research in the country will be further improved if these recommendations get properly implemented and by 2041, the goal of expansion and improvement of the quality of higher education will be achieved.

4. Significant Aspects of the Report

- ❖ The University Grants Commission (UGC) of Bangladesh provides research grants in higher education in three sections. Firstly, the allocation of funds is for various research projects directly proposed by the teachers of the universities to the Commission. The amount was Tk. 11.50 Crore in 2018-2019 fiscal year (FY), Tk. 15.00 Crore in 2019-2020 fiscal years and Tk. 15.50 Crore in 2020-2021 fiscal years. The growth rate from 2018-19 fiscal years to 2019-20 fiscal years is 23.33% and from 2019-20 fiscal years to 2020-21 fiscal years, the growth rate is 3.33%. Secondly, the allocation of funds goes for the budget of universities for research grants (regular) and research grants (special). In 2018-19, 2019-20 and 2020-21 fiscal years, research grants allocated to regular and special sectors in the budget of universities were Tk. 61.90 Crore, Tk. 64.58 Crore and Tk. 75.39 Crore respectively. The growth rate from 2018-19 fiscal years to 2019-20 fiscal years is 4.33% and from 2019-20 fiscal years to 2020-21 fiscal years, the growth rate is 14.39%.
- ❖ Comparing the share of the total education budget in the education sector of the Commission and universities in the operational budget and the share in the national budget in the past years, it is seen that Tk. 501576.86 Crore was allocated in the national budget (operation and development), Tk. 52103.27 Crore in education budget (operation and development) and Tk. 4344.0 Crore in the Commission and University Budget (operation and development) in 2019-20 fiscal year. According to the financial year 2019-20, the share of the Commission and universities in the education budget is 8.34% and the share of the Commission and universities in the national budget is 0.87%. Tk.568000.00 Crore was allocated in the national budget(operation and development), Tk. 58059.20 Crore in the education budget (operation and development) and Tk. 5206.47 Crore in the Commission and university budget (operation and development) in 2020-21 fiscal year. According to the fiscal year 2020-21, the share of the Commission and universities in the education budget is 8.97% and the share of the Commission and universities in the national budget is 0.92%, which is 0.63% more than the Commission and universities in the education budget from the previous fiscal year and 0.05% higher than the Commission and university in the national budget.
- ❖ In the fiscal year 2020-21, the total expenditure of the university was 75.45% for salary and pension, 18.92% for incidental cost and maintenance and 5.63% for special capital and other sector. The actual cost in the power sector is Tk. 67 Crore

and 40 Lac. To encourage university teachers in conducting research activities and introduce a quality education system, the allocation for the research sector in the fiscal year 2020-21 was Tk. 75 Crore 39 Lac and in the fiscal year 2021-22, the estimated allocation was Tk. 100 Crore 74 Lac, which is a growth rate of 34% compared to the previous year. In the laboratory equipment sector, the actual expenditure in the financial year 2020-21 was Tk. 45 Crore 220 Lac and against the backdrop of constant increase in the number of pension holders, the actual expenditure has been Tk. 587 Crore 170 Lac in the financial year 2020-21.

- ❖ Activities with regard to formulating DPP for a feasibility study to establish National Research Council (NRC), Central Research Laboratory (CRL) and University Teachers' Training Academy (UTTA) to implement Strategic Plan for Higher Education: 2018-2030 formulated by the Commission and approved by the Government is underway.
- ❖ The revised version of the Outcome Based Education (OBE) Curriculum Template has been formulated to develop a modern and qualitative curriculum in higher education and thus sent to all public and private universities on 30th June 2021 for its implementation. It has also been uploaded to UGC's website (www.ugc.gov.bd). In line with this, a series of workshops on the OBE Curriculum has been organized under the aegis of the Commission through expert trainers to spread the concept of the OBE curriculum among university teachers. Under these training programs, a total of 265 teachers from 23 public and 30 private universities have been imparted training in 2021. It should be noted that in the financial year 2020-21, a total of 14 public and private universities have received approval for the OBE curriculum. In addition, the universities have been directed to update the curriculum by following the Commission approved OBE template on the dual semester system and the ongoing programs of the universities are being updated accordingly.
- ❖ Bangladesh National Qualifications Framework (BNQF) has been formulated by the Commission under Bangladesh Accreditation Council Act 2017 to effectively conduct the activities of the Bangladesh Accreditation Council (BAC). It may be mentioned here that the framework has been approved by the Government on 31 January 2021.
- ❖ An information table has been prepared through several workshops to collect data on full-time equivalent researchers at the university level under SDGs indicator-9.5.2.

Based on data collection and analysis, the information chart has been inserted in the Annual Report of the Commission as per the information table.

- ❖ A Memorandum of Understanding (MoU) was signed between the University Grants Commission (UGC) of Bangladesh and the Commonwealth Educational Media Center for Asia (CEMCA), India on 21 December 2021 to work jointly with UGC and British Council to provide fellowships in higher education. During the year stated above, 1,000 university teachers and officials associated with education administration have been trained on the Zoom Platform under the MoU.
- ❖ Under Commonwealth Scholarship in the UK 2022 in the year mentioned, 33 teachers have been nominated for PhD Program (Open Category), 31 teachers for Masters Program (Open Category) and 10 in Staff Category by the Commission on behalf of the Ministry of Education. Moreover, under the Japan Society for the Promotion of Science (JSPS) and UGC Joint Research Program 2022, Fellowship has been awarded to one teacher of Chittagong University.
- ❖ Fellowship has been awarded to three Professors from three public universities in Bangladesh under the UGC-UNICEF Communication for Development (C4D) Research Fellowship Award Program funded by UNICEF, Bangladesh.
- ❖ A total of 2400+ teachers from 22 universities including employees at different levels of the Commission have been imparted virtual training in Capacity Building of Higher Education Teachers of Bangladesh on Open Educational Resources (OER) and Online Education and Capacity Building Programs on Online and Blended Learning in Higher Education of Bangladesh with the help of Commonwealth of Learning. Besides, a total of 140 employees of the Commission have been given in-house training on Conduct & Discipline, 30 on Computer Hardware & Maintenance and 48 on e-Filling by the training section of the IMCT Division, UGC to enhance the efficiency of the in-house manpower and bring in the dynamism of divisional activities of the Commission.
- ❖ Facilities of use of more than 44,000 e-resources (31,000+ e-books and 13,000+ e-journals and conference proceedings) from of the world's well-established publishers have been provided to the students, teachers and researchers of 95 institutions (Public University-35, Private Universities-55, International University-1, Research Organization-2, Training Institutes-2) through the UGC of Bangladesh. Facilities of UGC Digital Library have been extended to four more universities at present. The

number of e-resources downloaded by the universities stands at 29,530. Through a web portal of UGC Digital Library (www.udl-ugc.gov.bd), the university users are having facilities for e-resources by having direct access to the portals of the e-resource providers.

- ❖ A total of 44 projects including 2 technical assistance programs are included in the main annual development program for the fiscal year of 2020-21. Investment of an amount of Tk. 4,15,560.00 Lac (GOB Tk.3,90,400.00 Lac and project aid Tk.25,160.00 Lac) has been made against the 42 projects. The total expenditure till December 2021 has been Tk.1,50,068.47 Lac and the actual progress rate is 36.11%.
- ❖ The Private University Act, 2010 was passed in the National Parliament to meet the growing demands of higher education in the 21st century. At present, the number of private universities approved by the Government stands at 108. Among them, educational activities are conducted in 99 universities located in the capital city of Dhaka and other districts of the country. Academic activities are closed in three universities and educational activities have not commenced in six universities. Out of 108 approved private universities, 33 universities are conducting academic programs on permanent campuses on the university's land as per the Private University Act, 2010. Four private universities have obtained certificate (Sanad) from the Government and three private universities have transferred all their academic programs to permanent campuses following monitoring in private universities in 2021.
- ❖ In the year 2021, four meetings of the Steering Committee formed for equivalence of the degree obtained from foreign universities were held. The 100th meeting held on January 24, 2021, discussed 131 applications. Among them, a decision was taken on 126 applications, and five applications were not considered equivalent. The 101st meeting held on March 15, 2021 discussed about 221 applications. Among them, a decision was taken on 214 applications, and seven applications were not considered equivalent. The 102nd meeting held on June 28, 2021 discussed 129 applications. Among them, a decision was taken on 121 applications, and eight applications were not considered equivalent. The 103rd meeting held on November 07, 2021 discussed about 194 applications. Among them, a decision was taken on 189 applications, and five applications were not considered equivalent.
- ❖ On the occasion of the birth centenary of the Father of the Nation Bangabandhu Sheikh Mujibur Rahman to commemorate his outstanding contribution to higher education, the University Grants Commission(UGC) of Bangladesh has introduced

'The UGC Bangabandhu Sheikh Mujib Fellowship' to conduct more research on overall issues of Bangladesh including Bangabandhu's long struggle, leadership and sacrifice, political philosophy, his principles and ideals in running the state, educational thought. In the light of UGC Bangabandhu Sheikh Mujib Fellowship Policy, Retired Professor of Biochemistry and Biochemistry Department of Bangladesh Agricultural University Dr. M. Afzal Hossain was nominated as 'UGC Bangabandhu Sheikh Mujib Fellow 2021'. He joined the fellowship program on August 2021 and will carry out research activities till 31 July 2022.

- ❖ A maximum of five Professors/researchers, who are nationally and internationally renowned in the arena of teaching, research and publication are nominated as 'UGC Professors' every two years to continue their such activities. According to UGC Professorship Policy, Sultan Uddin Bhuiyan, Retired Professor of Biochemistry and Microbiology Department, Bangladesh Agricultural University,.) Dr. Sajal Krishna Banerjee, a Retired Professor of Cardiology Department of Bangabandhu Sheikh Mujib Medical University and Sharif Enamul Kabir, a Retired Professor of Chemistry Department, Jahangirnagar University were nominated as UGC Professor for 2 years. In addition, the Retired Professor of Life Chemistry and Microbiology Department of Dhaka University Hasina Khan earlier appointed as UGC Professor joined on 01-01-2020 in the same position for 2 years and will carry out research activities till 31 July 2022.
- ❖ In honor of those academicians and researchers, who are playing special contributions to women's education, women's empowerment, women's development, women's leadership and the progress of women's society, one Professor/Researcher is nominated as 'Rokeya Chair' by the UGC for every two years. According to the Policy of Rokeya Chair, Dr. Amatul Laila Zaman, Professor, Department of Bangla, Chittagong University got this nomination for 2 years in 2020.
- ❖ According to the UGC PhD Fellowship Policy, 20 teachers from Public Universities, one teacher from Private Universities, 11 teachers from Government Colleges, 2 teachers from MPO registered colleges and 4 meritorious students have been nominated as UGC PhD Fellows in the year stated. 20 researchers have submitted their theses to the Commission after completing their research works under UGC PhD Fellowship Program from 1st January 2021 to 31st December 2021. In addition, 10 teachers-cum researchers have been awarded Post-doctoral Fellowship in 2021 as per the UGC Post-doctoral Policy in a bid to encourage practical and advanced-level research for the country.

- ❖ In order to encourage and motivate meritorious students studying in the universities of the country as per the existing policy, one student from each faculty of the public university is given a general merit scholarship. Each scholarship holding student gets one time total Tk. 26,000 for the purchase of books monthly in addition to 2000 taka with the opportunity of free education including free educational facilities every year. A total of 132 students from 19 public universities were awarded Tk. 34,32,000.00 (Thirty-four Lac and Thirty-two Thousand) merit scholarships. Since 1995, the 'visually impaired scholarship' has been awarded every year. Under this scheme, Mr. Abdullah Al Mamun, a meritorious student of the Department of Sociology of Dhaka University, has been awarded the 'visual impaired scholarship' in the fiscal year 2020-21.
- ❖ A total of Tk. 47,70,000.00 (Forty-seven Lac and Seventy Thousand) has been released in favor of 179 Research Projects in Arts and Humanities, Social Sciences and Business Studies sub-sections and a total of Tk. 1,10,38,790.00 (One Crore Ten Lac Thirty-eight Thousand and Seven Hundred Ninety) against 715 Research Projects including ongoing and completed 7 sub-disciplines of Science and Technology.
- ❖ A total of Tk.19,90,000.00 (Nineteen Lac and Ninety Thousand) has been provided for data collection of research activities, thesis composition and binding to this end for MPhil/PhD of 76 Researchers/Institutions, Tk. 13,75,000.00 (Thirteen Lac and Seventy-five Thousand) to 13 Teachers/Institutions of Public Universities for organizing national/international seminars/symposium/conference/workshop of the country and Tk. 13,75,000.00 (Thirteen Lac and Seventy-five Thousand) and Tk. 4,90,000.00 (Four Lac and Ninety Thousand) to 12 teachers for participating in International Conferences/Seminars/Symposiums/Workshops abroad for higher degrees for overseas expenses from the Research/Education Support Fund for the year of 2021.
- ❖ The present book collection of UGC Library stands at 14,512 copies. Among them, 10,741 copies are books, 1,021 copies of research references (MS, MPhil, PhD and Post-Doctoral), 1,460 research reports and journals 1,290. An amount of Tk. 2,07,535,00 (Two Lac Seven Thousand Five Hundred Thirty Five) has been spent for purchasing books and periodicals for the fiscal year 2020-21.
- ❖ With the objectives of establishing a new public university in the country, drafts of the law of Narayanganj Jatir Janak Bangabandhu Sheikh Mujibur Rahman Science and Technology University, Dr. M A Wazed Mia Agricultural University and

Mujibnagar University have been made by the UGC in 2021 according to the election manifesto by the Hon'ble Prime Minister and sent to the Ministry of Education for further necessary action. Besides, Sheikh Hasina Medical University and Kurigram Agricultural University have been established. Preparatory activities have been undertaken at Chandpur Science and Technology University, Bangabandhu Sheikh Mujibur Rahman University, Kishoreganj Agricultural University, Habiganj Agricultural University, Sheikh Hasina Medical University and Khulna Medical University as part of academic activities although students have not been admitted.

5. Recommendations of the Commission

The University Grants Commission (UGC) of Bangladesh presents the following recommendations for excellence in quality education, advanced research, innovation and the creation of new knowledge at the university level-

1. Dissemination of knowledge, creation of new knowledge and preservation of it are the basic functions of a university. With this end in view, a strategic research plan is imperative at the university level. A university may take effective measures with government and private-sector support to encourage researchers with incentives for articles published in international standard journals (high impact factor journals, Q-1/Q-2/Scopus indexed journals, etc.), to establish industry-academia linkage at the university level, build up startup and innovation hubs, ensure intellectual property rights (IPR) for patent protection and to commercialize research outputs as per the strategic research plan.
2. After the settlement of the disputed boundary of the Bay of Bengal with the neighboring countries Myanmar and India beyond its territorial waters, absolute authority, rights and sovereignty of Bangladesh has been established in the territorial sea of more than one Lac Eighteen Thousand and Eight Hundred Thirteen kilometers beyond its previous territorial waters. The Government should take effective measures to create a special research fund in the blue economy sector for encouraging intensive research and developing technical skills to explore and utilize minerals and other living and non-living resources within the territorial sea areas, 200 nautical miles exclusive zone and 354 nautical miles from the coast of Chittagong to the bottom of continental shelf (Mahisopan). To realize these, the Government may take necessary steps to establish centers/institutes of oceanography/oceanology in the universities.
3. Local or national ranking is necessary for universities to ensure world-class higher education. To this end, the Government can take the necessary initiatives to introduce a

ranking system for the universities of the country, taking the socio-economic condition of Bangladesh, into account in the light of the model of international ranking system.

4. It is urgent to use blockchain technology in the country's universities for preventing certificate forgery. Through the frontier technology, the certificates will be stored in the blockchain repository and the hard copy certificates will have QR Code attached to it, which can be easily verified using a smartphone application/web application. In this regard, the Government may issue directives to the universities to take effective measures.
5. The Government can allocate the necessary budget for the establishment of the University Teachers' Training Academy to produce quality teachers at the university level, Central Research Laboratory to conduct advanced research and National Research Council to identify the necessary areas of research in the country.
6. A colossal expansion of higher education has taken place in the country in recent times. It is highly needed to formulate an academic master plan in every university to produce skilled and accomplished manpower with ethical values and ensure world-class education at the higher education level. If the academic master plan gets formulated and thus implemented, the university graduates of the country will be able to acquire skills as per the needs of the times and as a result, the prestigious position of the university will be ensured in the world ranking. Keeping this pressing issue in consideration, the Commission and the country's universities can jointly take effective measures to formulate the academic master plan on an urgent basis.
7. Allegations of nepotism and corruption about the appointment of teachers, officers and employees in public universities often appear in the national media. As a result, the image of higher education institutions and the Government get tarnished. An 'Independent Recruitment Commission' can be constituted to ensure transparency and accountability in the recruitment process and recruit qualified manpower. Apart from this, the university can formulate and implement policy in light of the minimum prescribed qualifications (MPQ) determining policy formulated by the UGC for the separate recruitment of its teachers, officers and employees.
8. The Government, as part of the decentralization of higher education, has taken the initiative for establishing one university in each district to reach tertiary education to the doorsteps of the people. Several problems are being created in land acquisition due to the Lack of specific policies for setting up public university campuses and Bangladesh

being a densely populated country. The Government can take effective steps to formulate a policy to determine the amount of land for setting up campuses in newly established universities at a logical level.

9. The tendency to commence academic activities on the campus without creating minimum infrastructural facilities, laboratories and teachers' recruitment as per the physical master plan is questioning the quality of higher education. The Government and the Commission can take imitative to formulate a specific policy at which level the newly established universities can start academic activities.
10. Beyond the National Pay Scale 2015, there are disparities in remuneration for additional duties in various posts, statutory bodies and committees coupled with an exam-related honorarium. Consequently, the complexity of financial management is gradually increasing. Against the backdrop of this, the Commission and Government can take measures to formulate a uniform financial policy and financial manual to restore financial order.
11. News of students' admission into branch campuses of non-existent foreign universities often appears in the media. It is completely illegal to set up and operate any private university in Bangladesh without obtaining a temporary permit or certificate. To expand quality higher education, reputed foreign universities may be permitted to set up and operate branch campuses with their own infrastructural and other ancillary facilities to a limited scale. However, the initiative taken by the Government to amend the 'Regulations for the Management of Branch Campuses or Study Centers of Foreign Universities or Institutions conflicts with the existing rules 'Private Universities Act, 2010' for setting up and managing foreign university branch campuses as well as for regular supervision. It needs to be done and implemented quickly and only after bringing this amendment permission can be given to set up branch campuses.
12. Meetings of the board of trustees, syndicate, finance committee and academic council are not convened regularly in several private universities. Many private universities do not have Vice-Chancellor, Pro-Vice Chancellor and Treasurer appointed by the Hon'ble Chancellor. Moreover, many universities do not prepare accounts statements following PUFRR and submit their annual accounts audited to the Commission every year as per rules, resulting in a violation of the Private University Act - 2010 to a large extent, which is not at all desirable. The Government and the Commission can take more effective measures to this end.

13. The UGC investigates various irregularities, corruptions and other malpractices and sends a report containing recommendations to the Ministry of Education for taking further necessary actions against the persons responsible. However, it appears to the Commission that the recommendations made by the UGC do not see the light of day to a large extent. Therefore, the Commission needs to have the power to take legal measures subject to an investigation into irregularities committed in the appointment of university teachers, officers and employees, admission of additional students, certificates trade, financial irregularities and malpractices in implementations of development projects. In addition, the Government can take effective measures to empower the Commission in a bid to implement the recommendations of the inquiry report.
14. Audit activities are very vital in ensuring transparency and accountability in the accounting system and bringing discipline to the financial sector by ascertaining accountability. Moreover, in University Act (where applicable), conducting audit activities by the own team of the Commission is mentioned. With this end in view, the Government and Commission can take effective measures to formulate an ‘Audit Standard, Code of Ethics and Audit Manual’.
15. Most of the public universities of Bangladesh do not have clear guidelines and procedures for the appointment of Vice-Chancellor, Pro-Vice Chancellor and Treasurer. Even though the apex body of the country’s higher education is responsible for overall supervision of higher education including ensuring quality education and research of the country’s universities, no opinion from the Commission is taken in the recruitment process for these three top posts. Subject to the opinion of the Commission, the Government may frame and implementable policy for appointing Vice-Chancellor, Pro-Vice Chancellor and Treasurer from among the eminent educationists of the country.
16. Programs/courses in the name of evening, weekend, executive, etc. are getting conducted in some public universities of the country at undergraduate and post-graduate levels, which is harming the overall activities of the university. All the programs/courses stated be discontinued as running such programs/courses must be against the character, image and regular students’ interest of the public university. However, diploma, short course, vocational and training programs might be conducted in universities with the prior approval from the UGC as per the specific policy in a bid to produce skilled and accomplished manpower.
17. In the developed world, there is a practice of granting student loan to learners while studying in universities and repaying them later after entering into working life or in

some other way. In that light, the Government can take initiatives to provide financial support to the poor students studying in universities in Bangladesh by forming an endowment fund to launch an education loan scheme for the students.

6. International Collaboration and Memorandum of Understandings (MoU) Signed

Like 2020, in 2021 too, a significant number of representatives/delegations of foreign organizations/universities arrived at the Commission. They exchanged views on international collaboration and cooperation with the Hon'ble Chairman and Members of the Commission. Apart from this, various training, higher education and research cooperation are provided to teachers and officers at the academic and non-academic level of UGC and universities under MoUs of various universities and institutions of the world with the Commission.

On 07-07-2021 in the year under discussion, MoU between the University Grants Commission (UGC) of Bangladesh and the Commonwealth Educational Media Centre for Asia (CEMCA), India is signed. Under the MoU, 1,000 university teachers and officials associated with the education administration were trained on the Zoom platform. Also on 21-12-2021 MoU between the University Grants Commission (UGC) of Bangladesh and the British Council Bangladesh (Operational Alliance) is signed.

7. Research Support Activities of the Commission

7.1 Research Project, Scholarship, Gold Medal, Scholarship and Fellowship

Prime Minister Gold Medal, UGC Gold Medal, UGC Merit Scholarship, Visually Impaired Scholarship, UGC Professorship, Rokeya Chair, and Post-doctoral Fellowship are awarded by the Commission. Apart from this, all international-related activities including the Commonwealth Scholarship, Commonwealth Academic Staff Award, SAARC Chair and Scholarship, and equalization of degrees obtained from abroad with Bangladesh degrees are being conducted.

Considering the immense importance of research in the field of higher education, the Research Support and Publication Division of UGC regularly provides various types of scholarships and fellowships for research in the universities of the country. In 2021, 1 person has been awarded UGC Bangabandhu Sheikh Mujib Fellowship, 10 people have been awarded a post-doctoral fellowship with financial allocation for 894 research projects, 37 people have received PhD, 132 people have been awarded merit scholarships, 1 person has been awarded Rokeya Chair and 5 people have been awarded UGC Professorship. More scholarships and fellowships have been awarded in this regard than last year.

8. Financial Statements of Research Projects of Commission and Public Universities

8.1 Academic Research Projects of the Commission in 2021

Out of a total of 1,308 research projects under the Academic Staff Development Program in 2021, 210 research projects in Arts and Humanities, Social Sciences and Business Studies and 1,098 in Science and Technology. Among them 249 completed projects, 894 ongoing projects and 165 canceled projects.

8.2 Academic Research Expenditures of the Commission in 2021

Research Section	Research Expenditure in 2021		
	Number of Ongoing Projects	Total Number of Funded Projects	Total Grants Released (Tk)
Arts & Humanities, Social Sciences and Business Studies	179	179	47,70,000.00
Science & Technology	715	715	1,10,38,790.00
Total:	894	894	1,58,08,790.00

9. Financial Activities of the Commission and Public Universities

9.1 Revised Budget and Actual Expenditure for the Financial Year 2020-2021 and Budget Statement for the Financial Year 2021-22 of the University Grants Commission of Bangladesh

Receipt statement	(Tk in Lac)		
	Fiscal Year 2021-22		Budget for FY 2021-22
	Revised Budget	Actual Expenditure	
(1) Opening Balance	119.15	119.15	26.76
(2) Government Grants	5386.50	5386.50	5887.00
(3) UGC Own Income			
(a) Income from Vehicles	6.00	3.30	3.30
(b) Income from Private University Syllabus Approval	25.00	30.47	25.00
(c) Inspection Fee from Proposed Private University	10.00	10.00	10.00
(d) Interest from Bank	10.00	3.18	100.00
(e) Monitoring Fee from Universities	100.00	68.10	10.00
(f) Miscellaneous Income	0.00	0.00	1.94
UGC's Total Own Income(a-f):	37.00	10.16	7.00

Receipt statement	(Tk in Lac)		
Heads of Accounting	Fiscal Year 2021-22		Budget for FY 2021-22
	Revised Budget	Actual Expenditure	
Total Income (1-3):	158.00	125.21	157.24
	5663.15	5630.86	6071.00

Receipt statement	(Tk in Lac)		
Heads of Accounting	Fiscal Year 2021-22		Budget for FY 2021-22
	Revised Budget	Actual Expenditure	
1	2	3	4
Recurring Grants			
(1) Salary Support	1178.00	1124.60	1218.00
(2) Allowances Support	970.00	970.00	991.00
Total Salary and Allowances:	2148.00	2094.60	2209.00
(3) Allocation on Goods and Services Support			
(a) Goods and Services (General)	909.50	909.50	1001.00
(b) Goods and Services (Repair)	237.00	237.00	248.50
Total Allocation on Goods and Services Support (3):	1146.50	1146.50	1249.50
(4) Pension and Retirement Benefit Support	700.00	700.00	505.00
(5) Research Grants	1550.00	1550.00	1800.00
(6) Other Grants	8.00	8.00	85.00
Total Recurring Grants (1-6):	5552.50	5499.10	5772.00
Capital Grants			
(7) Machinery Grants	45.00	45.00	65.00
(8) Motor Vehicle Grants	0.00	0.00	97.00
(9) Information and Communication Technology Grants	35.00	35.00	44.00
(10) Other Capital Grants	25.00	25.00	36.00
Total Capital Grants (8-10):	105.00	105.00	242.00
Total Expenditure (1-11):	5657.50	5604.10	6014.00
(11) Closing Balance	6.15	26.76	57.00
Total (1-12):			
Total (1-12):	5663.15	5630.86	6071.00

9.2 Revised Budget and Actual Expenditure of the Universities for Financial Year 2020-21 and Budget Summary for Financial Year 2021-22

Receipt statement		(Tk in Core)	
Heads of Accounts	Fiscal Year 2020-21		Targets for FY 2021-22
	Revised Budgets	Actual Expenditure	
(1) Government Grants	4577.95	4577.95	4850.00
(2) The University's Own Income	1058.63	609.23	1025.81
Total (1-2):	5636.58	5187.18	5875.81

Expenditure statement		(Tk in Core)	
Heads of Accounts	Fiscal Year 2020-21		Targets for FY 2021-22
	Revised Budgets	Actual Expenditure	
Current Grants			
(1) Salary Support	1723.72	1714.52	1819.77
(2) Allowance Support	1251.90	1293.89	1328.52
(3) Goods and services Support	1187.54	901.87	1280.18
(4) Pension and retirement benefit Support	635.38	587.17	576.64
(5) Research grants	75.39	53.54	100.74
(6) Other grants	60.28	50.05	62.32
Total Revolving Grants:	4934.21	4601.04	5168.17
Capital grants			
(7) Machinery Grants	152.45	93.36	132.68
(8) Motor Vehicle Grants	0.00	0.00	89.65
(9) Information and communication technology Grants	86.32	54.44	48.25
(10) Other Capital Grants	26.62	16.67	23.59
Total Capital Grants:	265.39	164.47	294.17
Total Current and Capital Grants:	5199.60	4765.51	5462.34
(11) Lump-sum allocation for commencement of new university activities, pension, salary, convocation, special allocation, recruitment and settlement of sudden death pension cases.	436.98	421.67	413.47
Total:	5636.58	5187.18	5875.81

9.3 Revised Operating Budget Allocation Statement of Public Universities for Financial Year 2020-21

		(Tk in Core)														
Sl. No.	University Name	3	4	5	6	7	8	9(3+8)	10	11	12	13	14(10+13)	15(9+14)	16	Net Budget
1	University of Dhaka	249.79	189.75	122.79	125.10	8.00	18.10	713.53	9.24	0.00	9.79	0.50	19.53	733.06	60.00	673.06
2	University of Rajshahi	164.02	109.05	65.58	66.28	5.00	3.57	413.50	10.49	0.00	5.55	1.25	17.29	430.79	56.63	374.16
3	Bangladesh Agricultural University	91.50	73.75	45.73	138.00	7.75	2.57	359.30	1.12	0.00	1.08	0.73	2.93	362.23	14.00	348.23
4	Bangladesh University of Engineering & Technology	74.00	53.15	32.25	44.35	2.40	0.85	207.00	3.30	0.00	2.40	0.60	6.30	213.30	15.40	197.90
5	University of Chittagong	127.56	86.10	53.15	53.80	4.45	2.50	327.56	7.40	0.00	4.60	1.00	13.00	340.56	15.50	325.06
6	Jahangirnagar University	92.31	65.03	52.80	41.27	3.00	4.38	258.79	1.70	0.00	2.99	1.50	6.19	264.98	25.00	239.98
7	Islamic University, Bangladesh	59.88	37.99	24.88	27.92	0.86	0.13	151.66	1.02	0.00	1.95	0.30	3.27	154.93	22.00	132.93
8	Shaheedul University of Science and Technology	53.51	35.16	32.86	12.43	4.20	0.90	139.06	10.89	0.00	2.43	0.50	13.82	152.88	16.60	136.28
9	Khulna University	50.09	31.03	19.98	8.34	1.60	0.79	111.83	6.39	0.00	1.13	0.40	7.92	119.75	8.00	111.75
10	National University	45.20	34.84	157.10	27.38	5.00	0.30	269.82	1.50	0.00	2.50	0.50	4.50	274.32	274.32	0.00
11	Bangladesh Open University	55.58	46.82	123.59	11.23	1.50	0.52	239.24	4.91	0.00	4.05	3.50	12.46	251.70	221.70	30.00
12	Bangbandhu Sheikh Mujib Medical University	55.58	44.20	16.55	20.09	2.40	14.47	153.29	0.55	0.00	0.42	1.10	2.07	155.36	17.28	138.08
13	Bangbandhu Sheikh Mujibur Rahman Agricultural University	23.55	15.91	19.59	7.44	2.77	0.48	69.74	2.48	0.00	1.03	0.15	3.66	73.40	8.50	64.90
14	Hajee Mohammad Danesh Science & Technology University	36.84	24.06	18.76	3.22	1.35	0.43	84.66	0.85	0.00	2.21	0.20	3.26	87.92	10.04	77.88
15	Mawlana Bhashani Science and Technology University	29.01	20.67	15.10	1.30	0.80	0.41	67.29	2.22	0.00	1.45	0.50	4.17	71.46	8.76	62.70
16	Panackhati Science and Technology University	33.44	24.16	17.41	6.56	0.80	0.68	83.05	2.79	0.00	0.50	0.08	3.37	86.42	9.35	77.07
17	Sher-e-Bangla Agricultural University	39.65	31.03	15.02	4.30	1.45	0.85	92.30	0.71	0.00	0.57	0.07	1.35	93.65	10.30	83.35

Sl. No.	University Name	3	4	5	6	7	8	9(3-8)	10	11	12	13	14(10-13)	Total Budget	Own Income	Net Budget
1	2	3	4	5	6	7	8	9(3-8)	10	11	12	13	14(10-13)	15(9+14)	16	17(15-16)
	University															
18	Chittagong University of Engineering & Technology	30.25	18.48	16.12	7.57	1.60	0.07	74.09	2.75	0.00	0.97	1.05	4.77	78.86	11.06	67.80
19	Rajshahi University of Engineering & Technology	26.00	18.46	22.08	5.27	1.75	0.48	74.04	7.85	0.00	3.57	2.00	13.42	87.46	12.00	75.46
20	Khulna University of Engineering & Technology	33.45	21.82	16.44	5.41	1.62	0.61	79.35	3.47	0.00	0.92	0.60	4.99	84.34	5.50	78.84
21	Dhaka University of Engineering & Technology	27.85	18.38	17.77	3.99	1.10	0.60	69.69	4.47	0.00	1.13	0.40	6.00	75.69	8.50	67.19
22	Noakhali Science and Technology University	26.75	18.99	20.52	1.15	1.50	0.36	69.27	4.43	0.00	1.05	0.50	5.98	75.25	18.29	56.96
23	Jagannath University	52.79	41.68	28.91	3.13	2.00	0.89	129.40	2.17	0.00	2.88	0.30	5.35	134.75	19.30	115.45
24	Comilla University	18.99	13.13	12.32	0.20	1.20	0.04	45.88	3.38	0.00	2.07	0.50	5.95	51.83	10.03	41.80
25	Jaliya Kabi Kazi Nazrul Islam University	17.87	11.62	12.38	0.16	1.40	0.50	43.93	2.75	0.00	1.03	0.05	3.83	47.76	6.25	41.51
26	Chittagong Veterinary and Animal Sciences University	15.04	11.77	13.92	2.23	1.20	0.71	44.87	5.78	0.00	0.40	0.60	6.78	51.65	10.50	41.15
27	Sylhet Agricultural University	27.27	17.35	11.51	2.21	1.00	0.46	59.80	4.57	0.00	0.81	0.60	5.98	65.78	3.80	61.98
28	Jessore University of Science & Technology	22.12	14.68	16.50	0.23	1.30	0.37	55.20	4.55	0.00	1.06	0.30	5.91	61.11	10.04	51.07
29	Bangladesh University of Professionals	28.73	34.41	33.97	0.34	1.50	0.72	99.67	4.14	0.00	3.74	0.35	8.23	107.90	30.00	77.90
30	Begum Rokeya University	22.58	16.71	16.54	0.00	0.70	0.79	57.32	3.58	0.00	1.88	0.22	5.68	63.00	13.32	49.68
31	Pabna University of Science and Technology	14.98	11.22	12.14	0.99	0.53	0.12	39.98	0.83	0.00	1.11	0.50	2.44	42.42	3.47	38.95
32	Bangabandhu Sheikh Mujibur Rahman Science and Technology University	16.92	12.11	17.42	0.00	0.75	0.08	47.28	4.05	0.00	1.97	0.80	6.82	54.10	22.75	31.35
33	Bangladesh University of Textiles	11.26	7.18	8.62	3.46	0.50	0.05	31.07	8.18	0.00	0.82	0.90	9.90	40.97	15.32	25.65
34	University of Barisal	14.25	10.46	10.89	0.00	0.50	0.06	36.16	1.15	0.00	2.16	0.50	3.81	39.97	12.38	27.59
35	Bangabandhu Sheikh Mujibur Rahman Maritime University	7.71	9.70	15.65	0.00	0.77	0.55	34.38	3.88	0.00	0.97	0.45	5.30	39.68	6.36	33.32

Sl. No.	University Name	3	4	5	6	7	8	9(3-8)	10	11	12	13	14(10-13)	Total Budget	Own Income	Net Budget
36	Rangamati Science and Technology University	3.21	2.34	3.19	0.03	0.30	0.12	9.19	0.26	0.00	0.28	0.25	0.79	9.98	3.52	6.46
37	Islamic Arabic University	4.49	3.92	9.90	0.00	0.06	0.11	18.48	0.30	0.00	1.25	0.50	2.05	20.53	20.53	0.00
38	Chittagong Medical University	1.00	0.77	2.12	0.00	0.50	0.02	4.41	0.29	0.00	0.32	0.10	0.71	5.12	4.12	1.00
39	Rajshahi Medical University	1.41	0.79	3.27	0.00	0.00	0.00	5.47	0.13	0.00	0.11	0.20	0.44	5.91	2.35	3.56
40	Rabindra University, Bangladesh	3.67	2.70	2.90	0.00	0.05	0.11	9.43	0.55	0.00	0.83	0.17	1.55	10.98	3.00	7.98
41	Bangabandhu Sheikh Mujibur Rahman Digital University	2.01	1.59	3.94	0.00	0.06	0.05	7.65	3.26	0.00	7.35	0.10	10.71	18.36	1.92	16.44
42	Sheikh Fazlunnesa Mujib University of Science & Technology	2.90	2.21	10.75	0.00	0.10	0.10	16.06	1.07	0.00	0.35	0.35	1.77	17.83	7.00	10.83
43	Sheikh Hasina University	1.86	1.03	1.96	0.00	0.05	0.21	5.11	0.78	0.00	0.30	0.20	1.28	6.39	3.09	3.30
44	Khulna Agricultural University	3.77	3.23	3.25	0.00	0.02	0.11	10.38	0.58	0.00	0.14	0.35	1.07	11.45	0.15	11.30
45	Sylhet Medical University	1.30	0.99	1.42	0.00	0.00	0.05	3.76	0.17	0.00	0.12	0.20	0.49	4.25	0.10	4.15
46	Bangabandhu Sheikh Mujibur Rahman Aviation and Aerospace University	1.24	0.94	6.95	0.00	0.00	0.01	9.14	5.13	0.00	1.50	0.40	7.03	16.17	0.60	15.57
47	Chandpur Science and Technology University	0.22	0.21	0.38	0.00	0.00	0.00	0.81	0.13	0.00	0.25	0.11	0.49	1.30	0.00	1.30
48	Bangabandhu Sheikh Mujibur Rahman University, Kishoreganj	0.22	0.21	0.38	0.00	0.00	0.00	0.81	0.13	0.00	0.25	0.11	0.49	1.30	0.00	1.30
49	Habiganj Agricultural University	0.10	0.12	0.29	0.00	0.00	0.00	0.51	0.13	0.00	0.08	0.08	0.29	0.80	0.00	0.80
	Total Allocation:	1723.72	1251.90	1187.54	635.38	75.39	60.28	4934.21	152.45	0.00	86.32	26.62	265.39	5199.60	1058.63	4140.97

9.4 Statement of Actual Expenditure in Revised Operating Budget of Public Universities for Financial Year 2020-21

(Tk in Core)

Sl. No.	University Name	3	4	5	6	7	8	9(3-8)	10	11	12	13	14(10-13)	Total Budget	Own Income	Net Budget
1	University of Dhaka	250.33	201.72	117.21	132.95	3.81	18.37	724.39	2.17	0.00	7.58	1.24	10.99	735.38	68.61	666.77
2	University of Rajshahi	167.72	124.73	36.48	61.83	2.88	3.46	397.10	6.28	0.00	0.70	1.09	8.07	405.17	4.58	400.59
3	Bangladesh Agricultural University	89.99	70.19	41.71	117.75	7.50	2.56	329.70	0.98	0.00	0.98	0.70	2.66	332.36	8.42	323.94
4	Bangladesh University of Engineering & Technology	78.80	56.35	26.15	45.42	1.02	0.57	208.31	3.09	0.00	2.40	0.41	5.90	214.21	10.85	203.36
5	University of Chittagong	127.68	92.16	40.15	53.91	3.01	2.44	319.35	5.62	0.00	4.39	0.59	10.60	329.95	15.69	314.26
6	Jahangirnagar University	90.22	71.90	37.62	41.27	2.00	0.75	243.76	0.18	0.00	0.64	0.35	1.17	244.93	5.05	239.88
7	Islamic University, Bangladesh	62.47	40.16	13.92	27.92	0.69	0.14	145.30	0.16	0.00	0.51	0.22	0.89	146.19	3.87	142.32
8	Shahjalal University of Science and Technology	53.15	35.29	22.26	10.87	4.20	0.85	126.62	9.80	0.00	1.11	0.33	11.24	137.86	2.22	135.64
9	Khulna University	50.48	35.61	11.68	8.34	1.60	0.60	108.31	5.72	0.00	0.64	0.52	6.88	115.19	4.59	110.60
10	National University	44.35	35.55	143.71	3.04	0.41	0.01	227.07	1.64	0.00	1.91	0.11	3.66	230.73	230.73	0.00
11	Bangladesh Open University	50.50	39.09	79.00	11.23	0.64	0.15	180.61	0.58	0.00	1.26	0.40	2.24	182.85	128.58	54.27
12	Bangabandhu Sheikh Mujib Medical University	57.71	47.12	19.48	18.80	2.40	11.29	156.80	0.25	0.00	0.18	0.89	1.32	158.12	17.00	141.12
13	Bangabandhu Sheikh Mujibur Rahman Agricultural University	23.51	15.52	15.60	7.44	1.71	0.22	64.00	0.77	0.00	0.65	0.07	1.49	65.49	2.78	62.71

Sl. No.	University Name	3	4	5	6	7	8	9(3-8)	10	11	12	13	14(10-13)	Total Budget	Own Income	Net Budget
14	Hajee Mohammad Danesh Science & Technology University	36.98	24.31	12.88	3.22	1.35	0.41	79.15	0.11	0.00	1.34	0.08	1.53	80.68	2.85	77.83
15	Mawlana Bhashani Science and Technology University	29.39	20.35	8.21	1.30	0.79	0.45	60.49	1.51	0.00	0.41	0.31	2.23	62.72	0.51	62.21
16	Patakhali Science and Technology University	34.15	23.37	11.22	4.72	0.80	0.69	74.95	2.20	0.00	0.48	0.08	2.76	77.71	1.73	75.98
17	Sher-e-Bangla Agricultural University	39.44	33.03	12.63	4.30	1.45	0.52	91.37	0.57	0.00	0.40	0.07	1.04	92.41	12.03	80.38
18	Chittagong University of Engineering & Technology	28.47	17.21	10.04	7.54	0.57	0.03	63.86	0.86	0.00	0.22	0.64	1.72	65.58	2.11	63.47
19	Raishahi University of Engineering & Technology	25.16	18.18	16.85	5.27	1.75	0.61	67.82	2.85	0.00	1.37	0.99	5.21	73.03	1.92	71.11
20	Khulna University of Engineering & Technology	32.77	22.50	15.40	5.41	0.68	0.54	77.30	3.46	0.00	0.89	0.60	4.95	82.25	2.41	79.84
21	Dhaka University of Engineering & Technology	26.78	19.70	12.26	3.99	1.32	0.63	64.68	1.02	0.00	0.75	0.34	2.11	66.79	2.17	64.62
22	Noakhali Science and Technology University	26.55	18.45	12.90	1.08	1.50	0.27	60.75	1.93	0.00	0.14	0.17	2.24	62.99	1.53	61.46
23	Jagannath University	52.16	41.21	16.96	1.19	1.69	0.84	114.05	1.10	0.00	2.73	0.29	4.12	118.17	2.59	115.58
24	Comilla University	18.73	12.86	8.26	0.02	1.14	0.03	41.04	2.29	0.00	1.33	0.52	4.14	45.18	2.13	43.05
25	Jatiya Kabi Kazi Nazrul Islam University	17.77	12.12	8.24	0.06	1.23	0.43	39.85	2.18	0.00	0.60	0.04	2.82	42.67	1.69	40.98
26	Chittagong Veterinary and Animal Sciences University	15.14	11.47	9.93	1.57	1.21	0.56	39.88	4.89	0.00	0.12	0.26	5.27	45.15	6.31	38.84
27	Sylhet Agricultural University	27.26	20.44	8.00	2.03	0.75	0.06	58.54	4.24	0.00	0.59	0.60	5.43	63.97	0.88	63.09

Sl. No.	University Name	3	4	5	6	7	8	9(3-8)	10	11	12	13	14(10-13)	15(9+14)	16	17(15-16)
		Salary Support	Allowance Support	Goods and Services Support	Pension and Retirement Benefit Support	Research Grants	Other Grants	Total Current Grants	Mechinery Grants	Motor Vehicle Grants	Information and Communication Technology Grants	Other Capital Grants	Total Capital Grants	Total Budget	Own Income	Net Budget
28	Jessore University of Science & Technology	20.31	15.08	10.31	0.23	1.07	0.30	47.30	3.78	0.00	0.58	0.18	4.54	51.84	2.03	49.81
29	Bangladesh University of Professionals	27.79	32.85	30.19	0.01	1.33	0.72	92.89	3.22	0.00	4.10	0.32	7.64	100.53	22.51	78.02
30	Begum Rokeya University	22.30	16.81	11.95	0.00	0.42	0.61	52.09	2.31	0.00	1.10	0.23	3.64	55.73	2.39	53.34
31	Pabna University of Science and Technology	14.77	11.09	10.02	0.99	0.50	0.01	37.38	0.32	0.00	0.60	0.54	1.46	38.84	1.08	37.76
32	Bangabandhu Sheikh Mujibur Rahman Science and Technology University	17.37	12.63	8.05	0.00	0.27	0.00	38.32	1.33	0.00	0.63	0.04	2.00	40.32	6.79	33.53
33	Bangladesh University of Textiles	10.68	7.54	6.24	3.46	0.13	0.04	28.09	0.59	0.00	0.22	0.84	1.65	29.74	2.22	27.52
34	University of Barisal	13.90	10.55	9.19	0.00	0.50	0.01	34.15	1.09	0.00	1.37	0.50	2.96	37.11	1.48	35.63
35	Bangabandhu Sheikh Mujibur Rahman Maritime University	6.94	8.10	11.83	0.00	0.51	0.50	27.88	3.37	0.00	0.73	0.43	4.53	32.41	4.14	28.27
36	Rangamati Science and Technology University	2.42	2.00	2.40	0.02	0.09	0.09	7.02	0.09	0.00	0.25	0.12	0.46	7.48	0.22	7.26
37	Islamic Arabic University	4.24	3.68	6.73	0.00	0.00	0.00	14.65	0.10	0.00	0.22	0.03	0.35	15.00	15.00	0.00
38	Chittagong Medical University	0.96	0.70	1.01	0.00	0.43	0.00	3.10	0.03	0.00	0.06	0.10	0.19	3.29	1.87	1.42
39	Rajshahi Medical University	1.11	0.79	1.36	0.00	0.00	0.04	3.30	0.09	0.00	0.01	0.00	0.10	3.40	1.62	1.78
40	Rabindra University, Bangladesh	3.47	2.62	1.91	0.00	0.03	0.02	8.05	0.42	0.00	0.81	0.17	1.40	9.45	3.12	6.33
41	Bangabandhu Sheikh Mujibur Rahman Digital University	1.35	1.24	2.79	0.00	0.06	0.05	5.49	3.18	0.00	7.35	0.00	10.53	16.02	0.09	15.93

Sl. No.	University Name	3	4	5	6	7	8	9(3-8)	10	11	12	13	14(10-13)	15(9+14)	16	17(15-16)
		Salary Support	Allowance Support	Goods and Services Support	Pension and Retirement Benefit Support	Research Grants	Other Grants	Total Current Grants	Mechinery Grants	Motor Vehicle Grants	Information and Communication Technology Grants	Other Capital Grants	Total Capital Grants	Total Budget	Own Income	Net Budget
42	Sheikh Fazilatunnesa Mujib University of Science & Technology	2.52	1.86	8.34	0.00	0.10	0.05	12.87	0.35	0.00	0.15	0.13	0.63	13.50	0.19	13.31
43	Sheikh Hasina University	1.12	0.78	1.09	0.00	0.00	0.12	3.11	0.08	0.00	0.11	0.11	0.30	3.41	0.40	3.01
44	Khulna Agricultural University	3.52	3.01	2.83	0.00	0.00	0.00	9.36	1.11	0.00	0.12	0.25	1.48	10.84	0.00	10.84
45	Sylhet Medical University	1.30	1.05	1.61	0.00	0.00	0.04	4.00	0.10	0.00	0.13	0.16	0.39	4.39	0.05	4.34
46	Bangabandhu Sheikh Mujibur Rahman Aviation and Aerospace University	0.63	0.79	4.73	0.00	0.00	0.00	6.15	5.11	0.00	1.38	0.40	6.89	13.04	0.20	12.84
47	Chandpur Science and Technology University	0.07	0.04	0.17	0.00	0.00	0.00	0.28	0.04	0.00	0.07	0.07	0.18	0.46	0.00	0.46
48	Bangabandhu Sheikh Mujibur Rahman University, Kishoreganj	0.05	0.05	0.08	0.00	0.00	0.00	0.18	0.05	0.00	0.03	0.07	0.15	0.33	0.00	0.33
49	Habiganj Agricultural University	0.04	0.03	0.29	0.00	0.00	0.00	0.36	0.13	0.00	0.08	0.08	0.29	0.65	0.00	0.65
Total Budget Allocation:		1714.52	1293.88	901.87	587.18	53.54	50.08	4601.07	93.34	0.00	54.42	16.68	164.44	4765.51	609.23	4156.28

9.5 Operating Budget Allocation Statement for the Financial Year 2021-2022 of the Public Universities

		(Tk in Core)														
Sl. No.	University Name	Salary Support	Allowance Support	Goods and Services Support	Pension and Retirement Benefit Support	Research Grants	Other Grants	Total Current Grants	Mechinery Grants	Motor Vehicle Grants	Information and Communication Technology Grants	Other Capital Grants	Total Capital Grants	Total Budget	Own Income	Net Budget
1	2	3	4	5	6	7	8	9(3-8)	10	11	12	13	14(10-13)	15(9+14)	16	17(15-16)
1	University of Dhaka	262.28	202.82	140.73	122.75	9.00	19.12	756.70	10.00	5.24	3.60	1.00	19.84	776.54	80.00	696.54
2	University of Rajshahi	171.55	113.90	60.93	68.57	8.00	2.02	424.97	7.30	1.90	0.55	0.80	10.55	435.52	29.00	406.52
3	Bangladesh Agricultural University	95.64	76.86	45.27	128.44	9.00	2.06	357.27	0.97	1.38	0.38	0.35	3.08	360.35	14.80	345.55
4	Bangladesh University of Engineering & Technology	76.85	55.28	34.80	45.50	3.20	1.06	216.69	4.10	3.20	1.50	0.75	9.55	226.24	15.50	210.74
5	University of Chittagong	133.94	89.48	53.89	55.03	5.50	2.60	340.44	6.47	2.65	1.25	1.00	11.37	351.81	20.00	331.81
6	Jahangirnagar University	94.06	70.14	53.39	34.81	4.00	4.38	260.78	1.82	1.74	0.90	1.00	5.46	266.24	28.50	237.74
7	Islamic University, Bangladesh	62.37	39.85	28.78	10.00	1.26	0.12	142.38	0.90	3.00	0.36	0.40	4.66	147.04	12.00	135.04
8	Shahjalal University of Science and Technology	55.92	36.68	34.60	3.52	6.00	0.91	137.63	8.41	1.79	1.55	0.51	12.26	149.89	15.21	134.68
9	Khulna University	52.45	32.89	20.31	5.07	3.00	0.79	114.51	4.43	1.38	0.42	0.50	6.73	121.24	8.70	112.54
10	National University	47.45	36.40	183.00	25.70	10.00	0.30	302.85	2.80	3.00	5.84	2.00	13.64	316.49	316.49	0.00
11	Bangladesh Open University	58.67	48.10	145.05	8.32	1.50	0.54	262.18	4.13	1.83	4.05	3.00	13.01	275.19	255.19	20.00
12	Bangabandhu Sheikh Mujib Medical University	58.07	46.23	14.54	20.25	2.40	14.54	156.03	0.64	0.00	0.35	0.15	1.14	157.17	17.50	139.67
13	Bangabandhu Sheikh Mujibur Rahman Agricultural University	25.85	17.24	22.92	7.13	3.02	0.57	76.73	1.15	1.12	0.53	0.15	2.95	79.68	4.88	74.80

Sl. No.	University Name	3	4	5	6	7	8	9(3-8)	10	11	12	13	14(10-13)	15(9+14)	16	17(15-16)
		Salary Support	Allowance Support	Goods and Services Support	Pension and Retirement Benefit Support	Research Grants	Other Grants	Total Current Grants	Mechinery Grants	Motor Vehicle Grants	Information and Communication Technology Grants	Other Capital Grants	Total Capital Grants	Total Budget	Own Income	Net Budget
1	2	3	4	5	6	7	8	9(3-8)	10	11	12	13	14(10-13)	15(9+14)	16	17(15-16)
14	Hajee Mohammad Danesh Science & Technology University	38.50	25.33	24.14	1.50	2.00	1.63	93.10	1.41	0.87	0.55	0.20	3.03	96.13	9.50	86.63
15	Mawlana Bhashani Science and Technology University	30.00	21.34	17.39	0.30	0.90	0.46	70.39	2.11	1.85	1.90	0.80	6.66	77.05	9.00	68.05
16	Patakhali Science and Technology University	35.10	25.28	16.38	5.51	0.90	0.73	83.90	3.05	1.32	0.23	0.12	4.72	88.62	4.00	84.62
17	Sher-e-Bangla Agricultural University	41.45	31.72	15.71	2.66	1.60	0.85	93.99	0.72	0.87	0.47	0.07	2.13	96.12	7.80	88.32
18	Chittagong University of Engineering & Technology	31.61	19.46	15.40	6.32	2.00	0.08	74.87	0.93	2.18	0.45	0.80	4.36	79.23	5.00	74.23
19	Rajshahi University of Engineering & Technology	33.90	23.49	24.86	4.46	1.90	0.49	89.10	4.95	0.90	1.90	1.00	8.75	97.85	6.00	91.85
20	Khulna University of Engineering & Technology	34.51	22.53	17.09	7.22	2.10	0.62	84.07	2.69	1.30	1.01	0.50	5.50	89.57	6.00	83.57
21	Dhaka University of Engineering & Technology	29.99	19.47	14.20	4.58	1.30	0.67	70.21	5.53	0.44	0.61	0.40	6.98	77.19	4.50	72.69
22	Noakhali Science and Technology University	27.85	19.54	22.05	0.90	2.50	0.42	73.26	3.37	2.00	0.53	0.50	6.40	79.66	12.50	67.16
23	Jagannath University	55.16	43.21	29.86	1.24	2.50	0.89	132.86	1.48	1.38	0.95	0.20	4.01	136.87	15.00	121.87
24	Comilla University	19.96	13.83	12.70	0.03	1.50	0.05	48.07	2.10	2.08	1.43	0.40	6.01	54.08	4.70	49.38
25	Jarjya Kabi Kazi Nazrul Islam University	18.67	12.35	15.19	1.22	2.00	0.57	50.00	3.15	2.18	0.40	0.08	5.81	55.81	5.00	50.81
26	Chittagong Veterinary and Animal Sciences University	16.56	14.11	12.01	1.01	1.50	0.71	45.90	1.50	0.89	0.22	0.30	2.91	48.81	2.00	46.81
27	Sylhet Agricultural University	28.74	18.33	8.90	1.01	2.00	0.65	59.63	3.15	1.38	0.46	0.40	5.39	65.02	3.00	62.02

Sl. No.	University Name	3	4	5	6	7	8	9(3-8)	10	11	12	13	14(10-13)	Total Budget	Own Income	Net Budget
28	Jessore University of Science & Technology	23.12	15.35	18.06	0.95	1.50	0.28	59.26	4.61	3.18	1.35	0.40	9.54	68.80	7.00	61.80
29	Bangladesh University of Professionals	31.50	37.01	43.87	0.03	1.80	0.90	115.11	4.72	4.00	4.00	0.50	13.22	128.33	28.00	100.33
30	Begum Rokeya University	23.72	17.37	16.76	0.00	1.00	1.12	59.97	2.67	3.23	1.35	0.30	7.55	67.52	11.00	56.52
31	Pabna University of Science and Technology	15.66	11.83	10.83	0.06	0.85	0.14	39.37	0.75	1.13	0.31	0.20	2.39	41.76	1.20	40.56
32	Bangabandhu Sheikh Mujibur Rahman Science and Technology University	17.66	12.81	15.24	0.00	1.00	0.08	46.79	1.20	2.67	0.44	0.50	4.81	51.60	20.00	31.60
33	Bangladesh University of Textiles	11.55	8.21	8.53	2.55	0.80	0.06	31.70	9.26	0.87	0.32	0.50	10.95	42.65	2.50	40.15
34	University of Barisal	15.05	10.73	13.14	0.00	0.70	0.06	39.68	1.65	2.50	1.40	0.70	6.25	45.93	7.00	38.93
35	Bangabandhu Sheikh Mujibur Rahman Maritime University	8.51	10.07	17.19	0.00	0.95	0.56	37.28	3.84	2.50	0.65	0.30	7.29	44.57	2.83	41.74
36	Rangamati Science and Technology University	3.37	2.73	2.18	0.00	0.50	0.14	8.92	0.34	1.60	0.41	0.30	2.65	11.57	0.75	10.82
37	Islamic Arabic University	4.69	4.66	12.03	0.00	0.06	0.21	21.65	0.26	0.88	0.42	0.30	1.86	23.51	22.41	1.10
38	Chittagong Medical University	1.07	0.84	2.26	0.00	0.50	0.02	4.69	0.27	1.36	0.22	0.12	1.97	6.66	6.26	0.40
39	Rajshahi Medical University	1.77	1.09	3.43	0.00	0.00	0.00	6.29	0.15	1.90	0.24	0.05	2.34	8.63	2.00	6.63
40	Rabindra University, Bangladesh	3.85	2.90	3.04	0.00	0.08	0.12	9.99	0.25	1.56	0.14	0.10	2.05	12.04	0.44	11.60
41	Bangabandhu Sheikh Mujibur Rahman Digital University	2.10	1.70	3.83	0.00	0.07	0.07	7.77	3.12	0.45	1.40	0.05	5.02	12.79	0.70	12.09

Sl. No.	University Name	3	4	5	6	7	8	9(3-8)	10	11	12	13	14(10-13)	Total Budget	Own Income	Net Budget
		Salary Support	Allowance Support	Goods and Services Support	Pension and Retirement Benefit Support	Research Grants	Other Grants	Total Current Grants	Mechinery Grants	Motor Vehicle Grants	Information and Communication Technology Grants	Other Capital Grants	Total Capital Grants			
1	2	3	4	5	6	7	8	9(3-8)	10	11	12	13	14(10-13)	15(9+14)	16	17(15-16)
42	Sheikh Fazilatunnesa Mujib University of Science & Technology	4.75	3.63	5.88	0.00	0.15	0.13	14.54	1.27	0.87	0.35	0.40	2.89	17.43	0.45	16.98
43	Sheikh Hasina University	2.05	1.50	2.53	0.00	0.05	0.22	6.35	0.60	1.28	0.50	0.30	2.68	9.03	0.40	8.63
44	Khalna Agricultural University	5.23	4.63	4.03	0.00	0.05	0.16	14.10	0.83	3.45	0.32	0.35	4.95	19.05	0.25	18.80
45	Sylhet Medical University	1.36	1.06	1.39	0.00	0.00	0.05	3.86	0.11	0.88	0.14	0.08	1.21	5.07	0.15	4.92
46	Bangabandhu Sheikh Mujibur Rahman Aviation and Aerospace University	3.05	2.62	7.79	0.00	0.10	0.17	13.73	6.74	2.97	1.15	0.40	11.26	24.99	0.70	24.29
47	Chandpur Science and Technology University	0.87	0.64	1.36	0.00	0.00	0.00	2.87	0.26	1.50	0.25	0.12	2.13	5.00	0.00	5.00
48	Bangabandhu Sheikh Mujibur Rahman University, Kishoreganj	0.87	0.64	1.36	0.00	0.00	0.00	2.87	0.26	1.50	0.25	0.12	2.13	5.00	0.00	5.00
49	Habiganj Agricultural University	0.87	0.64	1.36	0.00	0.00	0.00	2.87	0.26	1.50	0.25	0.12	2.13	5.00	0.00	5.00
	Total Budget Allocation:	1819.77	1328.52	1280.18	576.64	100.74	62.32	5168.17	132.68	89.65	48.25	23.59	294.17	5462.34	1025.81	4436.53

9.6 Recommendations of the Commission of Recurring Grants and Government Allocation of Public Universities for Last Ten Financial Years

(Tk in Core)

Year	Salary and allowances		Pension		Other Grants		Total	
	UGC Recommendations	Government Grants	UGC Recommendations	Government Grants	UGC Recommendations	Government Grants	UGC Recommendations	Government Grants
2011-2012	875.57	863.38	159.15	145.32	179.52	170.33	1214.24	1179.03
2012-2013	929.95	913.86	172.59	145.00	197.61	174.74	1300.15	1233.60
2013-2014	1156.52	1124.96	200.00	177.98	210.98	239.56	1567.50	1542.50
2014-2015	1272.60	1261.97	238.90	238.90	280.45	241.73	1791.95	1742.60
2015-2016	1912.95	1912.95	320.17	285.59	279.19	252.59	2512.31	2451.13
2016-2017	2285.00	2273.62	563.90	563.90	583.30	303.15	3432.20	3140.67
2017-2018	2462.86	2433.60	560.50	555.26	588.64	513.14	3612.00	3502.00
2018-2019	2933.54	2708.28	630.50	42.57	1487.34	2300.53	5051.38	4007.44
2019-2020	2901.84	2900.71	610.50	605.50	785.16	783.79	4297.50	4290.00
2020-2021	3213.62	3215.02	605.50	605.50	780.83	757.43	4599.95	4577.95

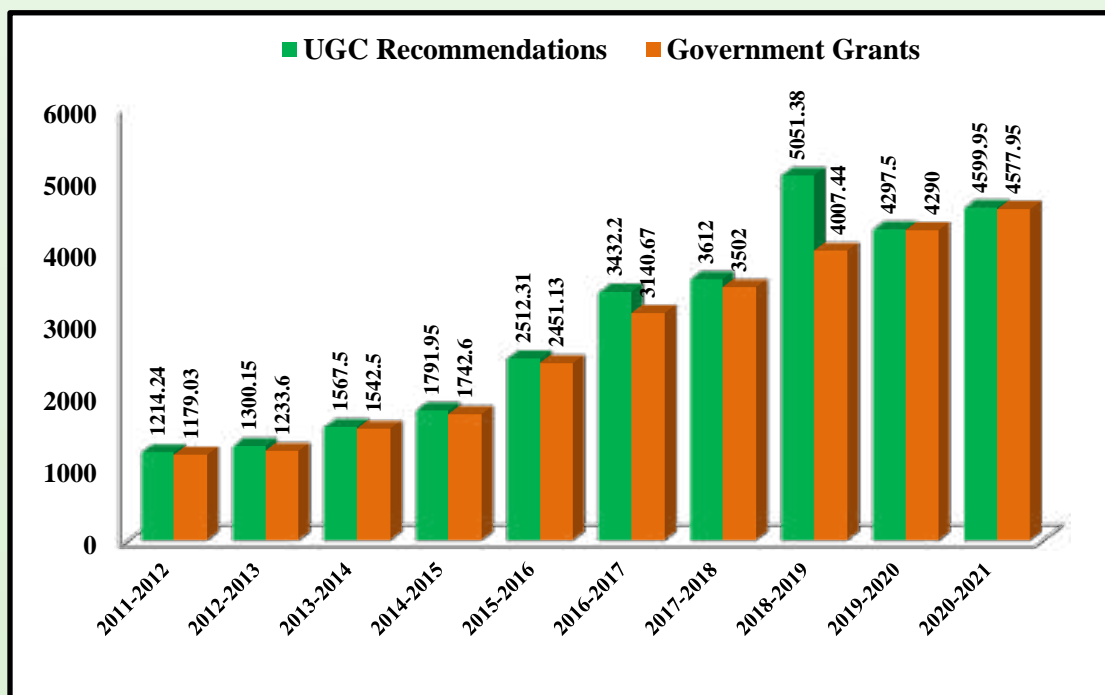


Figure 2: Annual Non-development Grants of Public Universities for the Last Ten Financial Years

10. Statistics of Public and Private Universities

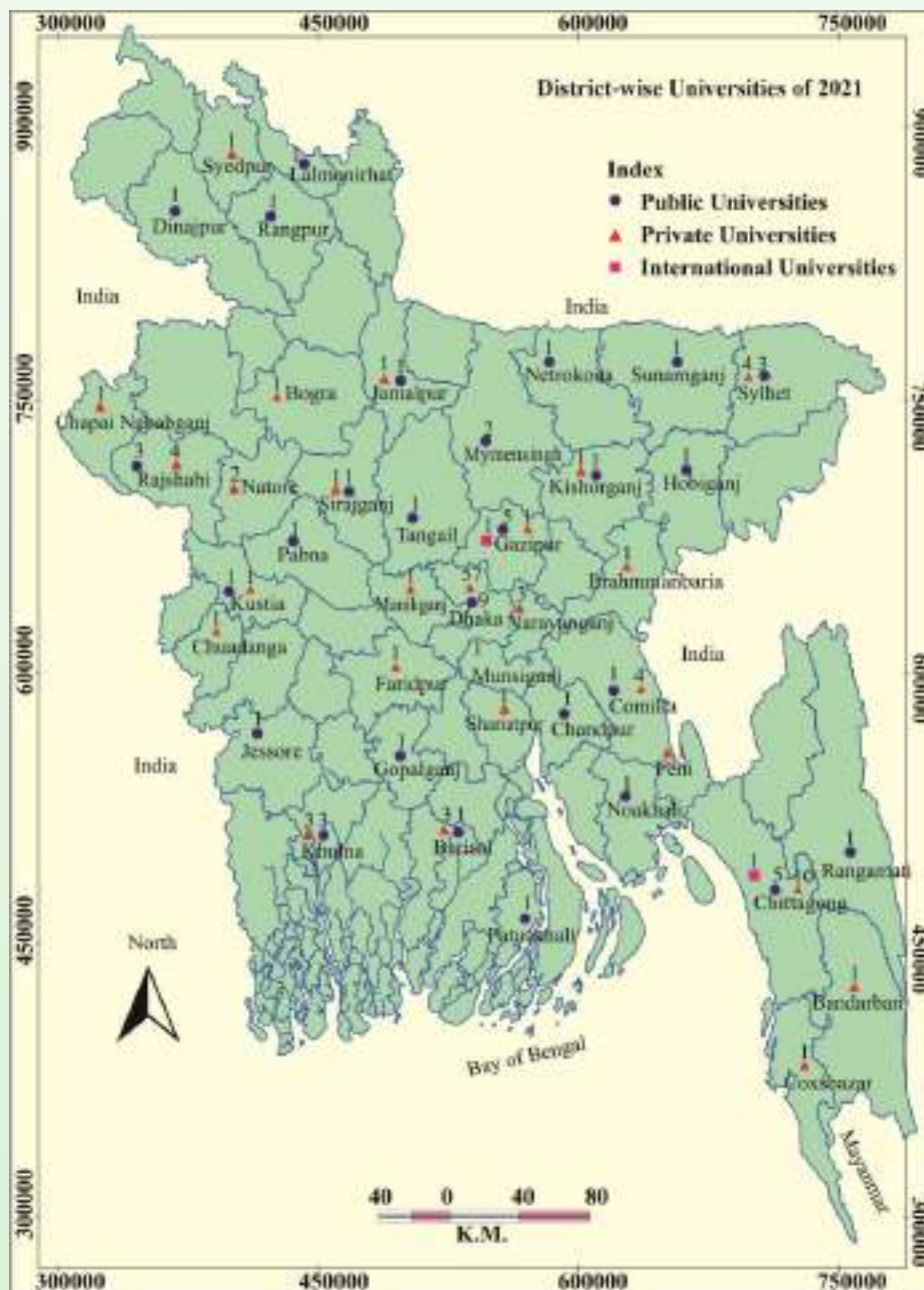
10.1 Number of Government Approved Universities till 2021

University	Number
Public University	50
Private University	108
Total:	158

10.2 Number of Division-wise Public and Private Universities in 2021

Serial No.	Name of the Division	Public University	Private University	Total Number of Universities
1.	Dhaka Division	17	68	85
2.	Chattogram Division	9	16	25
3.	Rajshahi Division	5	9	14
4.	Khulna Division	5	5	10
5.	Barisal Division	2	3	5
6.	Sylhet Division	5	5	10
7.	Rangpur Division	3	1	4
8.	Mymensingh Division	4	1	5
	Total:	50	108	158

10.3 Universities of Bangladesh in 2021 on the Map





বাংলাদেশ
বিশ্ববিদ্যালয় মঞ্জুরী কমিশন

11. Statistics of Students and Teachers of Public and Private Universities in 2021

Sl No.	Number of University Students and Teachers	Number of Students			Number of Teachers			Teacher-Student Ratio (approx.)
		Male	Female	Total	Male	Female	Total	
1	50 Public Universities	4,28,523	2,91,856	7,20,379	11,010	4,226	15,236	1:47
2	Affiliated and Constituent Colleges/Madrasas under 16 Public Universities	17,32,878	16,78,353	34,11,231	1,22,092	26,492	1,48,584	1:23
3	50 Public Universities and 16 Affiliated and Constituent Colleges/Madrasas	21,61,401	19,70,209	41,31,610	1,33,102	3,0718	1,63,820	1:25
4	108 Private Universities	2,15,090	95,017	3,10,107	10,394	4,999	15,393	1:20
	Total Number of Students and Teachers of 157 Universities (Sum of Serial No. 3 and 4)	23,76,491	20,65,226	44,41,717	1,43,496	35,717	1,79,213	1:25

12. Percentage of Male and Female Students of Universities in 2021

12.1 Percentage of Male and Female Students of Public Universities

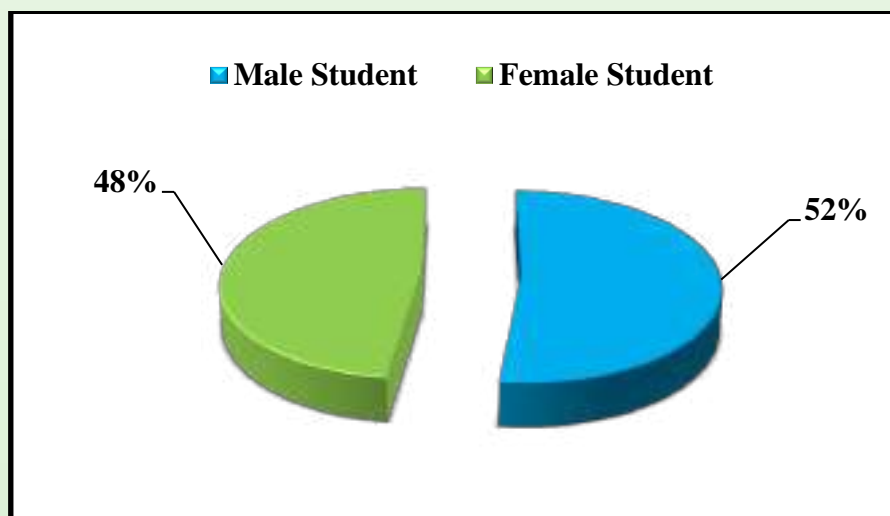


Figure 3: Percentage (%) of Total Students in Public Universities

12.2 Percentage of Male and Female Students of Private Universities

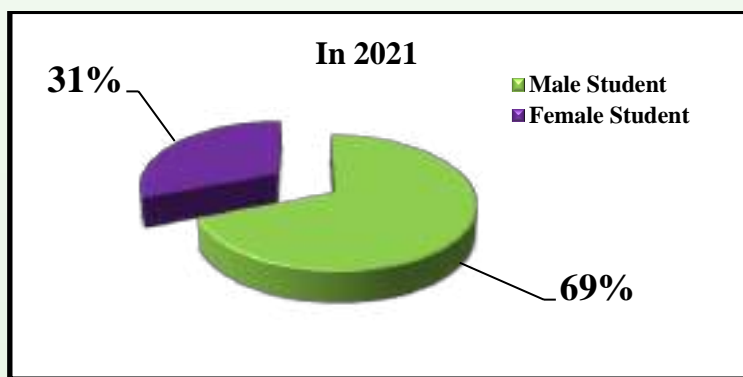


Figure 4: Percentage (%) of Male and Female Students in Private Universities

13. Number of Public and Private Universities, Faculties, Departments, Institutes, Research Centers, Language Centers, Affiliated and Constituent Colleges & Madrasas till 2021

University	Number of Universities	Number of Faculties/ Schools	Number of Departments/ Programs	Number of Institutes	Number of Research Centers	Number of Language Centers	Number of Affiliated and Constituent Colleges	Number of Affiliated and Constituent Madrasas
Public	50	268	1104	80	243	7	2679	1349
Private	108	399	1701	05	-	-	-	-

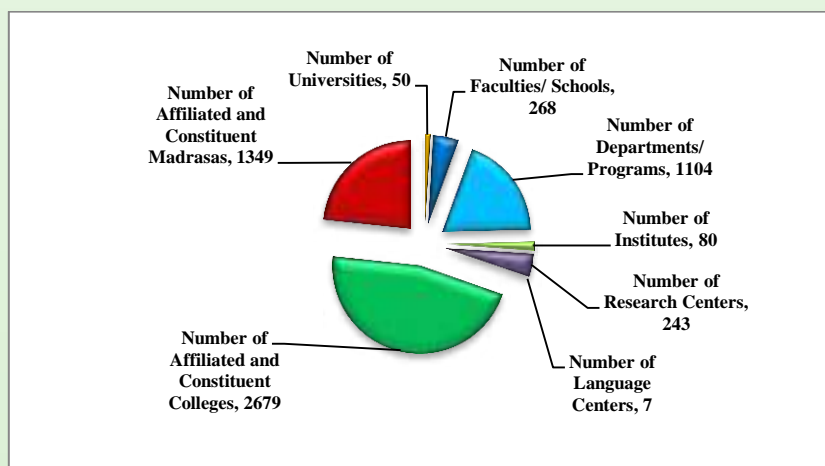


Figure 5: Number of Public and Private Universities and Affiliated, Constituent Colleges/Madrasas in 2021

14. Comparative Statistics of Foreign Students in Public and Private Universities for Last Ten Years

Year	Public Universities	Private Universities	Total
2012	525	1,642	2,167
2013	326	1,612	1,938
2014	432	1,643	2,075
2015	593	1,548	2,141
2016	355	1,927	2,282
2017	461	1,977	2,438
2018	804	1,386	2,190
2019	482	1,467	1,949
2020	767	1,550	2,317
2021	677	1,604	2,281

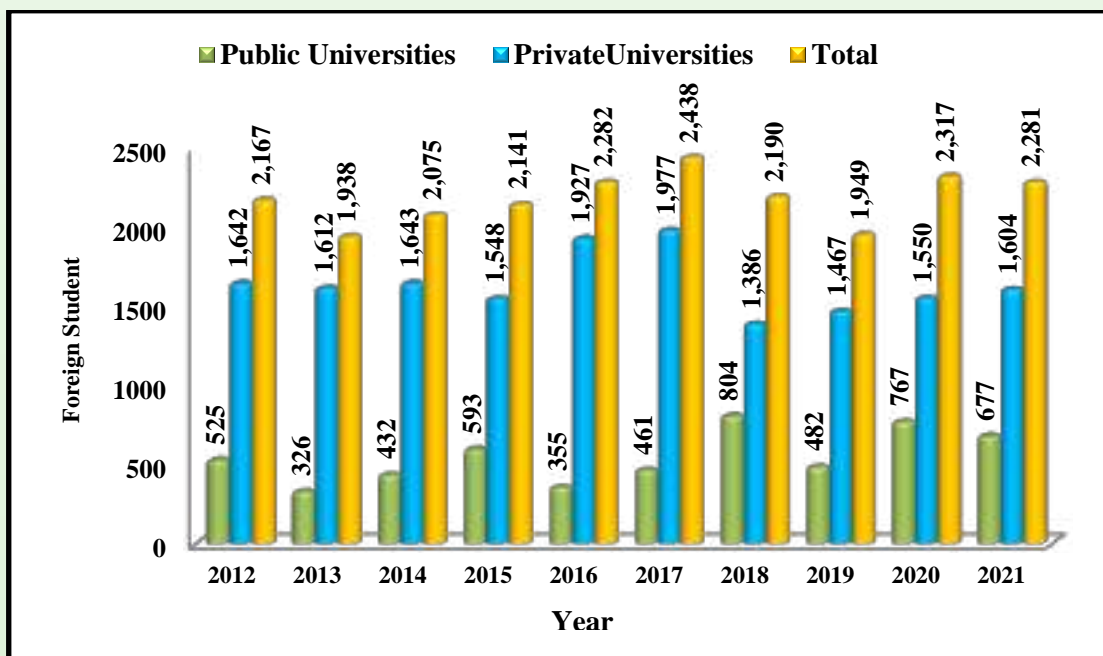


Figure 6: Comparative Statistics of Foreign Students Studying in Public and Private Universities for Last Ten Years

15. Statistics of Students of Public (Including Affiliated and Constituent Colleges/Madrasas) and Private Universities for Last Five Years

Year	Number of Students in Public Universities			Number of Students in Private Universities			Total Number of Students in the Universities		
	Male	Female	Total	Male	Female	Total	Male	Female	Total
2017	20,42,532	15,63,605	36,06,137	2,55,496	98,837	3,54,333	22,98,028	16,62,442	39,60,470
2018	22,30,721	18,63,624	40,94,345	2,47,177	1,14,615	3,61,792	24,77,898	19,78,239	44,56,137
2019	21,89,015	18,96,276	40,85,291	2,47,947	1,01,213	3,49,160	24,36,962	19,97,489	44,34,451
2020	24,23,418	19,38,769	43,62,187	2,31,185	97,504	3,28,689	26,54,603	20,36,273	46,90,876
2021	21,61,401	19,70,209	41,31,610	2,15,090	95,017	3,10,107	23,76,491	20,65,226	44,41,717

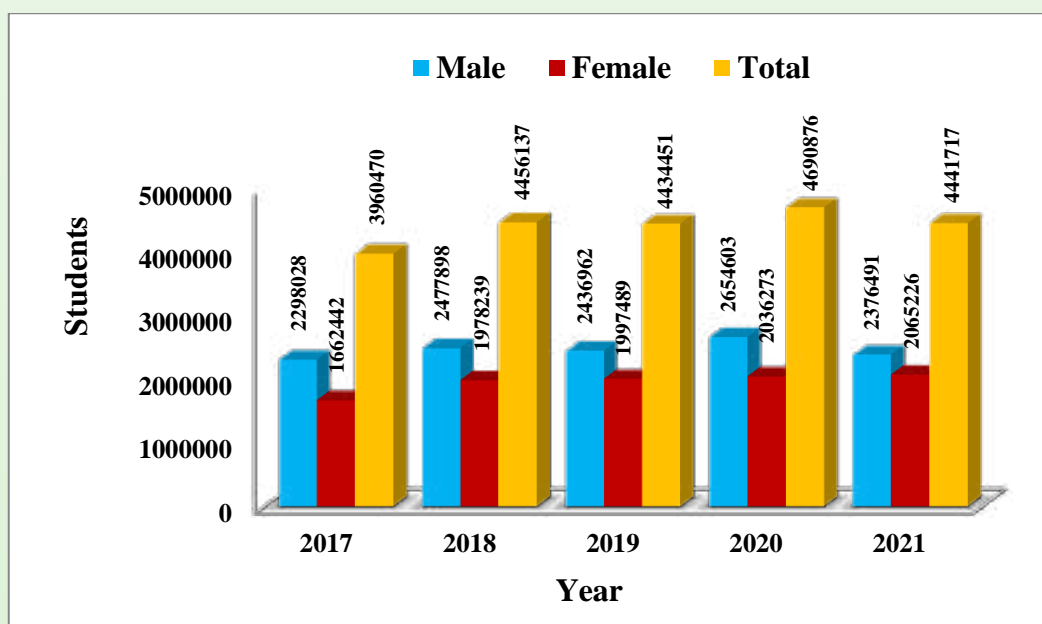


Figure 7: Statistics of Total Number of Students of Public and Private Universities for Last Five Years

16. Statistics of Admitted Students in Public Universities

16.1. First Year Seats in 47 Public Universities (Excluding National, Bangladesh Open and Islamic Arabic University) in 2021

- **Bachelor (Honours)/Bachelor (Technical)**
Number of Seats: 57,099
Number of Admitted Students: 56,779
- **Masters/Masters (Technical)**
Number of Seats: 28,883
Number of Admitted Students: 27,601
- **MPhil/PhD**
Number of Seats: 1,405
Number of Admitted Students: 1,405
- **Post-graduate Diploma/Diploma/Certificate & Others**
Number of Seats: 2,217
Number of Admitted Students: 2,217
- **Degree (Pass)/Bachelor (Honours)/Bachelor (Technical)/Equivalent level/Masters/Masters (Technical)/MPhil/PhD/Post-graduate Diploma/Diploma/Certificate & Others**
Number of Seats: 89,604
Number of Admitted Students: 88,002

16.2. First Year Seats in 3 Public Universities (National, Bangladesh Open and Islamic Arabic University) in 2021

- **Degree (Pass)/Bachelor (Honours)**
Number of Seats: 5,43,486
Number of Admitted Students: 3,46,713
- **Bachelor (Honours)/Bachelor (Technical)**
Number of Seats: 5,94,527
Number of Admitted Students: 3,92,025
- **Masters/Masters (Technical)**
Number of Seats: 2,91,800
Number of Admitted Students: 1,62,923
- **MPhil/PhD**
Number of Seats: 178
Number of Admitted Students: 178

- **Post-graduate Diploma/Diploma/Certificate & Others**
Number of Seats: 64,650
Number of Admitted Students: 64,650
- **Degree (Pass)/Bachelor (Honours)/Bachelor (Technical)/Equivalent level/ Masters/Masters (Technical)/MPhil/PhD/Post-graduate Diploma/Diploma/ Certificate & Others**
Number of Seats: 14,94,641
Number of Admitted Students: 9,66,489

16.3. Undergraduate (Pass)/Undergraduate (Honours)/ Undergraduate Technical/ Equivalent, Masters/Masters Technical, MPhil/PhD/ Equivalent Level and Post-graduate Diploma/Diploma/Certificate level in 50 Public Universities in 2021

Total Number of Seats: 15,84,245
Number of Admitted Students: 10,54,491

17. Statistics of the Capacity of Seats and Enrolled Students in Private Universities

Total Number of Seats in 2021: 2,75,147
Number of Students Admitted in 2021: 93,503
Number of Male Students: 64,635
Number of Female Students: 28,868

- **Degree (Pass)**
Number of Seats at Degree (Pass) level: 1,682
Number of Students Enrolled in Degree (Pass) level: 377
Number of Male Students: 265
Number of Female Students: 112
- **Degree (Honours)**
Number of Seats at Degree (Honours) level: 1,82,677
Number of Students Enrolled in Degree (Honours) Level: 67,164
Number of Male Students: 47,611
Number of Female Students: 19,553
- **Post-graduate**
Number of Seats at Post-graduate level: 90,788
Number of Students Enrolled in Post-graduate Level: 23,957
Number of Male Students: 15,222
Number of Female Students: 8,735

18. Statistics of Students, Teachers, Expenditure for Research and Publication of Public Universities

Sl No.	Name of the Universities	Number of Students			Number of Teachers			Research Allocation (Taka in Lac)	Number of Publications	Teachers-Students Ratio
		Male	Female	Total	Male	Female	Total			
1.	University of Dhaka	22115	15313	37428	1578	733	2311	800.00	2517	1:16
2.	University of Rajshahi	17077	9293	26370	843	265	1108	500.00	17	1:24
3.	Bangladesh Agricultural University	4458	3650	8108	405	162	567	775.00	867	1:14
4.	Bangladesh University of Engineering & Technology	5401	1558	6959	548	174	722	240.00	479	1:10
5.	University of Chittagong	16920	10035	26955	758	250	1008	445.00	-	1:27
6.	Jahangirnagar University	8198	6890	15088	514	250	764	300.00	766	1:20
7.	Islamic University, Bangladesh	10721	5172	15893	328	64	392	86.00	0	1:41
8.	Shahjalal University of Science & Technology	6957	3054	10011	427	135	562	420.00	863	1:18
9.	Khulna University	3208	2303	5511	378	125	503	160.00	253	1:11
10.	Bangabandhu Sheikh Mujib Medical University	1509	1501	3010	356	149	505	240.00	-	1:06
11.	Bangabandhu Sheikh Mujibur Rahman Agricultural University	804	1014	1818	159	58	217	277.00	462	1:08
12.	Hajee Mohammad Danesh Science & Technology University	5878	3748	9626	243	76	319	135.00	-	1:30
13.	Mawlana Bhashani Science & Technology University	3010	2337	5347	181	62	243	80.00	1173	1:22
14.	Patuakhali Science And Technology University	2783	1363	4146	217	36	253	80.00	248	1:16
15.	Sher-e-Bangla Agricultural University	2559	2231	4790	197	121	318	145.00	419	1:15
16.	Chittagong University of Engineering & Technology	4871	1314	6185	231	73	304	160.00	168	1:20
17.	Rajshahi University of Engineering & Technology	4594	1334	5928	264	59	323	175.00	733	1:18
18.	Khulna University of Engineering and Technology	5179	1180	6359	323	48	371	162.00	-	1:17
19.	Dhaka University of Engineering & Technology	3237	313	3550	224	40	264	110.00	199	1:13
20.	Noakhali Science & Technology University	4057	2354	6411	229	107	336	150.00	372	1:19
21.	Jagannath University	9335	6625	15960	399	279	678	200.00	376	1:24
22.	Comilla University	3681	2703	6384	181	85	266	120.00	177	1:24
23.	Jatiya Kabi Kazi Nazrul Islam University	3481	2524	6005	180	88	268	140.00	6	1:22
24.	Chittagong Veterinary and Animal Sciences University	888	733	1621	95	42	137	120.00	307	1:12
25.	Sylhet Agricultural University	1385	1013	2398	191	79	270	100.00	12	1:09
26.	Jessore University of Science & Technology	2217	1150	3367	236	54	290	130.00	145	1:12
27.	Pabna University of Science and	3426	2061	5487	143	34	177	53.00	154 wU	1:31

SI No.	Name of the Universities	Number of Students			Number of Teachers			Research Allocation (Taka in Lac)	Number of Publications	Teachers-Students Ratio
		Male	Female	Total	Male	Female	Total			
	Technology									
28.	Begum Rokeya University, Rangpur	4622	3173	7795	137	48	185	70.00	160	1:42
29.	Bangladesh University of Professionals	3731	2832	6563	275	124	399	150.00	118	1:16
30.	Bangabandhu Sheikh Mujibur Rahman Science & Technology University	7604	3241	10845	186	98	284	75.00	150	1:38
31.	Bangladesh University of Textiles	2078	468	2546	106	58	164	50.00	-	1:16
32.	University of Barisal	4756	2783	7539	116	79	195	50.00	-	1:39
33.	Rangamati Science and Technology University	378	203	581	18	10	28	30.00	7	1:21
34.	Bangabandhu Sheikh Mujibur Rahman Maritime University, Bangladesh	522	223	745	36	18	54	77.00	45	1:14
35.	Chittagong Medical University	-	-	-	-	-	-	50.00	-	-
36.	Rajshahi Medical University	-	-	-	-	-	-	0.00	-	-
37.	Rabindra University, Bangladesh	349	245	594	15	11	26	5.00	3	1:23
38.	Bangabandhu Sheikh Mujibur Rahman Digital University, Bangladesh	224	74	298	11	8	19	6.00	-	1:16
39.	Sheikh Hasina University	107	89	196	13	5	18	5.00	-	1:11
40.	Khulna Agricultural University	172	187	359	42	31	73	2.00	7	1:05
41.	Bangamata Sheikh Fojilatunnesa Mujib Science and Technology University	452	246	698	33	6	39	10.00	1	1:18
42.	Sylhet Medical University	-	-	-	-	-	-	0.00	-	-
43.	Bangabandhu Sheikh Mujibur Rahman Aviation And Aerospace University (BSMRAAU)	145	26	171	39	6	45	0.00	15	1:04
44.	Chandpur Science and Technology University	-	-	-	-	-	-	0.00	-	-
45.	Bangabandhu Sheikh Mujibur Rahman University, Kishoreganj							0.00	-	-
46.	Habiganj Agricultural University	-	-	-	-	-	-	0.00	-	-
47.	Sheikh Hasina Medical University, Khulna	-	-	-	-	-	-	-	-	-
	Total of 47 Universities:	183089	106556	289645	10855	4150	15005	6883.00	11065	1:19
48.	National University	-	-	-	58	24	82	500.00	-	-
49.	Bangladesh Open University	245434	185300	430734	91	50	141	150.00	23	1:3055
50.	Islamic Arabic University	-	-	-	6	2	8	6.00	-	-
	Total:	245434	185300	430734	155	76	231	656.00	23	1:1865
	Total of 50 Universities:	428523	291856	720379	11010	4226	15236	7539.00	11088	1:47

18.1 Number of Students and Teachers of Affiliated and Constituent Colleges/Madrasas in Public Universities and its Teacher-Student Ratio

Sl No.	Name of the Universities	Number of Affiliated and Constituent Colleges/Madrasas)	Number of Students			Number of Teachers			Teachers-Students Ratio
			Male	Female	Total	Male	Female	Total	
1.	University of Dhaka	173	74727	89860	164587	5471	6125	11596	1:14
2.	University of Rajshahi	17	951	521	1472	177	84	261	1:6
3.	University of Chittagong	25	3895	4647	8542	1102	551	1653	1:5
4.	Shahjalal University of Science and Technology	12	2131	2666	4797	591	520	1111	1:4
5.	University of Khulna	1	-	234	234	14	8	22	1:11
6.	National University	2257	1465029	1469683	2934712	89176	12160	101336	1:29
7.	Bangabandhu Sheikh Mujib Medical University	42	633	601	1234	-	-	-	-
8.	Haji Mohammad Danesh Science and technology University	1	243	76	319	17	10	27	1:12
9.	Sher-e-Bangla Agricultural University	2	315	155	470	16	6	22	1:21
10.	Bangladesh University of Professionals	56	5543	3343	8886	312	1564	1876	1:5
11.	Bangladesh Textile University	9	2982	547	3529	170	16	186	1:19
12.	Bangabandhu Sheikh Mujibur Rahman Maritime University, Bangladesh	3	695	24	719	133	24	157	1:5
13.	Islamic Arabic University	1349	170217	95912	266129	24109	4892	29001	1:9
14.	Chittagong Medical University	46	1028	1644	2672	804	532	1336	1:2
15.	Rajshahi Medical University	53	4056	7532	11588	-	-	-	-
16.	Sylhet Medical University	11	433	908	1341	-	-	-	-
	Sub-total:		1732878	1678353	3411231	122092	26492	148584	1:23
	Total of 50 Universities:		428523	291856	720379	11010	4226	15236	1:47
	Grand Total of 50 (Including Affiliated and Constituent Colleges/Madrasas) Universities:		2161401	1970209	4131610	133102	30718	163820	1:25

18.2 Expenditure Per Student of 50 Public Universities

(in Taka)

Sl No.	Name of the Universities	2019		2020		2021	
		Number of Students	Per Student Expenditure	Number of Students	Per Student Expenditure	Number of Students	Per Student Expenditure
1.	University of Dhaka	38172	21023.00	39383	21238.00	37428	185124.91
2.	University of Rajshahi	38291	107648.00	38291	104096.00	26370	150000.00
3.	Bangladesh Agricultural University	7608	364485.00	8219	394663.00	8108	403000.00
4.	Bangladesh University of Engineering & Technology	9289	177775.00	8851	23960.00	6959	298660.00
5.	University of Chittagong	22902	135089.00	27483	127780.00	26955	119924.33
6.	Jahangirnagar University	17212	165000.00	16929	163000.00	15088	162000.00
7.	Islamic University, Bangladesh	15057	101315.00	15997	59417.00	15893	91417.00
8.	Shahjalal University of Science & Technology	9411	146150.00	8059	118288.00	10011	110084.00
9.	Khulna University	6100	182000.00	7338	150694.00	5511	187000.00
10.	National University	-	-	2975813	1151.00	2934712	743.00
11.	Bangladesh Open University*	519613	2827.98	586442	1786.00	430734	2793.00
12.	Bangabandhu Sheikh Mujib Medical University	927	-	2367	-	3010	-
13.	Bangabandhu Sheikh Mujibur Rahman Agricultural University	1748	355000.00	1880	342000.00	1818	352000.00
14.	Hajee Mohammad Danesh Science & Technology University	11547	70032.00	11547	75313.00	9626	86900.00
15.	Mawlana Bhashani Science & Technology University	6428	99960.00	5188	127000.00	5347	124444.00
16.	Patuakhali Science And Technology University	3428	208511.00	3421	196015.00	4146	182631.00
17.	Sher-e-Bangla Agricultural University	3379	226000.00	4770	211000.00	4790	190000.00
18.	Chittagong University of Engineering & Technology	5578	124917.00	3385	192754.00	6185	203000.00
19.	Rajshahi University of Engineering & Technology	4372	126965.00	5809	140534.00	5928	114391.69
20.	Khulna University of Engineering and Technology	5860	127590.56	5950	134296.00	6359	120000.00
21.	Dhaka University of Engineering & Technology	3587	224000.00	3502	191055.00	3550	196000.00
22.	Noakhali Science & Technology University	7342	95932.00	7342	82555.00	6411	93589.00
23.	Jagannath University	16544	70916.34	17038	62248.00	15960	76000.00
24.	Comilla University	6101	62627.00	6050	65843.00	6384	63524.00.00
25.	Jatiya Kabi Kazi Nazrul Islam University	7258	6881.00	7258	41908.00	6005	64713.00

Sl No.	Name of the Universities	2019		2020		2021	
		Number of Students	Per Student Expenditure	Number of Students	Per Student Expenditure	Number of Students	Per Student Expenditure
26.	Chittagong Veterinary and Animal Sciences University	1270	291136.00	1547	298717.00	1621	242458.00
27.	Sylhet Agricultural University	2100	235000.00	2165	259099.00	640	249478.5
28.	Jessore University of Science & Technology	3959	124000.00	4137	130862.00	3367	138637.36
29.	Pabna University of Science and Technology	4407	87434.75	5378	77459.00	5487	70000.00
30.	Begum Rokeya University, Rangpur	8393	8579.00	10099	31736.00	7795	67196.00
31.	Bangladesh University of Professionals	5422	149000.00	6058	150758.05	6563	139000.00
32.	Bangabandhu Sheikh Mujibur Rahman Science & Technology University	10989	33173.00	11056	33173.00	10845	37173.00
33.	Bangladesh University of Textiles	2702	118000.00	2948	82900.00	2546	115000.00
34.	University of Barisal	8291	37200.00	7990	35394.00	7539	44000.00
35.	Rangamati Science and Technology University	449	122852.00	583	117144.00	581	121000.00
36.	Bangabandhu Sheikh Mujibur Rahman Maritime University, Bangladesh	800	328314.37	582	566162.00	745	400431.20
37.	Islamic Arabic University*	117536	-	14523	-	266129	-
38.	Chittagong Medical University	-	-	-	-	-	-
39.	Rajshahi Medical University	-	-	-	-	-	-
40.	Rabindra University, Bangladesh	261	79380.00	427	88995.00	594	140380.00
41.	Bangabandhu Sheikh Mujibur Rahman Digital University, Bangladesh	98	925969.00	198	752697.00	298	183000.00
42.	Sheikh Hasina University	87	67000.00	200	273000.00	196	170000.00
43.	Khulna Agricultural University	221	-	221	337557.00	150	593000.00
44.	Bangamata Sheikh Fojilatunnesa Mujib Science and Technology University	289	129000.00	497	75000.00	698	237000.00
45.	Sylhet Medical University	-	-	0	-	-	-
46.	Bangabandhu Sheikh Mujibur Rahman Aviation And Aerospace University	78	58948.72	78	28000.00	171	788346.15
47.	Chandpur Science and Technology University	-	-	-	-	-	-
48.	Bangabandhu Sheikh Mujibur Rahman University, Kishoreganj	-	-	-	-	-	-
49.	Habiganj Agricultural University	-	-	-	-	-	-
50.	Sheikh Hasina Medical University, Khulna	-	-	-	-	-	-

19. Statistics of Teacher-Student, Research Expenditure, Publication and Teacher-Student Ratio of Private Universities

Sl. No.	Name of the Universities	Teacher										Total Students	Research Expenditure (Tk. in Lac) Approx.	Publications (Articles, Periodicals, Books and Others)	Teachers-Students Ratio
		Professor		Asso. Professor		Asst. Professor		Lecturer		Full-time	Part-time				
		Full-time	Part-time	Full-time	Part-time	Full-time	Part-time	Full-time	Part-time						
1.	North South University	57	54	51	21	93	9	303	28	22106	374.298	461	1:36		
2.	University of Science & Technology, Chittagong	2	5	4	2	25	2	36	4	1389	84.523	34	1:17		
3.	Independent University, Bangladesh	27	79	26	47	30	41	140	77	8704	305.020	220	1:19		
4.	Central Women's University	1	2	3	-	7	1	21	3	509	0.00	7	1:13		
5.	International University of Business Agriculture & Technology	40	6	25	-	69	-	142	1	5115	30.847	47	1:18		
6.	International Islamic University Chittagong	19	34	55	15	146	18	96	46	7120	46.195	221	1:17		
7.	Ahsanullah University of Science and Technology	41	28	48	10	178	4	173	34	7363	15.966	123	1:14		
8.	American International University- Bangladesh	31	-	52	-	212	-	130	-	9607	465.749	323	1:21		
9.	East West University	22	63	24	39	63	30	184	11	12195	111.005	182	1:28		
10.	University of Asia Pacific	19	39	22	21	96	12	109	5	4842	22.65	100	1:15		
11.	Gono Bishwabidyalay	8	5	7	1	47	-	78	3	2270	0.00	101	1:15		
12.	The People's University of Bangladesh	2	3	3	5	18	6	20	19	2114	0.00	-	1:28		
13.	Asian University of Bangladesh	7	-	7	-	25	11	46	32	2853	1.485	8	1:22		
14.	Dhaka International University	16	7	16	4	47	10	105	7	5983	7.439	50	1:27		
15.	Manarat International University	3	6	5	2	47	6	29	16	2755	16.83	160	1:24		
16.	BRAC University	48	36	36	24	75	37	397	206	13544	5852.39	320	1:15		
17.	Bangladesh University	2	12	3	2	20	-	101	12	3532	2.52	30	1:23		
18.	Leading University	5	3	14	-	41	-	48	6	3273	0.90	10	1:28		
19.	BGC Trust University Bangladesh	2	4	6	4	29	-	47	-	2402	6.90	101	1:26		
20.	Sylhet International University	1	2	8	-	11	-	5	-	257	0.00	-	1:8		
21.	University of Development Alternative	20	12	46	6	56	5	70	15	1999	22.57	36	1:9		
22.	Premier University	9	20	9	4	77	3	119	3	4739	5.98	60	1:19		

Sl. No.	Name of the Universities	Teacher										Total Students	Research Expenditure (Tk. in Lac) Approx.	Publications (Articles, Periodicals, Books and Others)	Teachers-Students Ratio
		Professor		Asso. Professor		Asst. Professor		Lecturer		Full-time	Part-time				
		Full-time	Part-time	Full-time	Part-time	Full-time	Part-time	Full-time	Part-time						
23.	Southeast University *	9	12	9	15	41	50	143	34	9671	1.297	302	1:31		
24.	Daffodil International University	17	3	38	3	131	4	468	25	17105	1404.789	554	1:20		
25.	Stamford University Bangladesh	15	29	24	15	109	7	69	14	4429	44.80	22	1:15		
26.	State University of Bangladesh	13	40	10	15	16	10	51	5	2429	50.00	11	1:15		
27.	City University	8	6	10	2	38	4	141	4	5530	2.505	65	1:26		
28.	Prime University	11	6	12	-	28	1	59	3	3855	0.00	41	1:32		
29.	Northern University Bangladesh	10	22	5	7	40	9	129	28	5606	1.981	96	1:22		
30.	Southern University Bangladesh	9	29	3	3	49	11	53	3	2138	0.385	31	1:13		
31.	Green University of Bangladesh	15	14	12	2	47	13	178	31	6698	18.37	310	1:21		
32.	Pundra University of Science & Technology	5	1	-	-	9	1	56	4	2148	1.43	9	1:28		
33.	World University of Bangladesh	15	-	9	-	34	-	111	-	3616	16.143	207	1:21		
34.	Shanto-Mariam University of Creative Technology	6	1	8	4	44	8	49	37	4062	26.227	7	1:25		
35.	The Millennium University	2	1	2	-	2	-	16	-	364	6.31	30	1:16		
36.	United International University	29	7	15	3	65	6	100	9	4980	568.683	157	1:21		
37.	University of South Asia	1	6	2	-	10	4	21	21	1754	0.583	15	1:26		
38.	Eastern University	9	5	11	1	31	-	52	-	2283	4.95	16	1:19		
39.	Uttara University	18	16	14	11	60	24	166	21	6262	47.628	31	1:19		
40.	Metropolitan University	9	1	6	1	28	-	49	2	1264	14.31	76	1:13		
41.	Victoria University of Bangladesh	3	8	-	-	1	1	13	4	218	2.00	-	1:7		
42.	Bangladesh University of Business & Technology	10	3	6	10	117	7	148	10	8283	61.39	155	1:26		
43.	Presidency University	1	-	8	3	14	11	33	76	1684	0.20	3	1:12		
44.	University of Information Technology & Sciences	5	-	5	-	35	1	70	2	2485	10.26	24	1:21		
45.	Primeasia University	8	5	9	4	59	7	139	13	4373	8.30	17	1:18		

Sl. No.	Name of the Universities	Teacher										Total Students	Research Expenditure (Tk. in Lac) Approx.	Publications (Articles, Periodicals, Books and Others)	Teachers-Students Ratio
		Professor		Asso. Professor		Asst. Professor		Lecturer		Full-time	Part-time				
		Full-time	Part-time	Full-time	Part-time	Full-time	Part-time	Full-time	Part-time						
46.	Royal University of Dhaka	4	1	5	-	7	3	19	2	1385	0.68	2	1:34		
47.	University of Liberal Arts Bangladesh	40	9	31	9	51	13	97	78	4243	967.51	140	1:13		
48.	Atish Dipankar University of Science & Technology	9	3	3	3	33	4	37	11	1842	25.00	25	1:18		
49.	Bangladesh Islami University	6	-	5	3	32	5	25	1	1689	0.00	-	1:22		
50.	ASA University Bangladesh	7	-	1	-	14	-	32	1	646	0.00	-	1:12		
51.	East Delta University	2	14	4	5	27	1	53	-	2181	5.236	69	1:20		
52.	European University of Bangladesh	6	-	5	2	13	2	248	8	9721	138.00	29	1:34		
53.	Varendra University	3	11	2	2	41	5	84	1	3981	5.00	35	1:27		
54.	Hamdard University Bangladesh	4	3	7	1	16	3	53	1	1077	9.40	33	1:12		
55.	BGMEA University of Fashion & Technology	6	8	8	7	55	16	83	31	5727	21.44	30	1:27		
56.	North East University Bangladesh	2	3	1	-	18	1	17	5	688	0.163	-	1:15		
57.	First Capital University of Bangladesh	5	-	5	2	1	-	46	1	1398	0.00	14	1:23		
58.	Ishakha International University, Bangladesh	4	2	-	-	7	2	16	1	554	0.185	100	1:17		
59.	Z.H Sikder University of Science & Technology	-	1	1	-	15	-	38	-	766	0.00	11	1:14		
60.	Exim Bank Agricultural University, Bangladesh	-	-	3	-	3	-	39	-	703	0.37	32	1:16		
61.	North Western University	2	14	-	10	29	20	44	6	2022	0.32	-	1:16		
62.	Khwaja Yunus Ali University	7	3	5	1	19	4	48	1	956	1.00	54	1:11		
63.	Sonargaon University	10	36	13	10	38	12	172	55	7029	113.064	32	1:20		
64.	Feni University	1	-	1	1	12	2	34	8	728	0.18	4	1:12		
65.	Britannia University	1	2	1	-	2	-	16	2	885	0.594	-	1:37		
66.	Port City International University	2	25	2	5	16	15	137	-	4956	120.813	34	1:24		
67.	Bangladesh University of Health Sciences	10	7	10	2	18	4	24	9	1487	102.23	102	1:17		
68.	Chittagong Independent University	3	16	7	7	15	14	21	16	1528	35.00	-	1:15		
69.	Notre Dame University Bangladesh	5	7	6	4	14	-	21	6	930	1.478	-	1:15		

Sl. No.	Name of the Universities	Teacher										Total Students	Research Expenditure (Tk. in Lac) Approx.	Publications (Articles, Periodicals, Books and Others)	Teachers-Students Ratio
		Professor		Asso. Professor		Asst. Professor		Lecturer		Full-time	Part-time				
		Full-time	Part-time	Full-time	Part-time	Full-time	Part-time	Full-time	Part-time						
70.	Times University, Bangladesh	3	4	1	-	2	-	7	-	173	5.50	3	1:10		
71.	North Bengal International University	7	8	-	2	9	1	41	-	796	0.00	-	1:12		
72.	Fareast International University	4	7	-	3	8	2	63	18	2585	18.00	-	1:24		
73.	Rajshahi Science & Technology University (RSTU), Natore	4	3	7	2	7	2	23	4	745	1.405	2	1:14		
74.	Sheikh Fazilatunnesa Mujib University	3	3	2	2	8	2	22	2	517	1.00	14	1:12		
75.	Cox's Bazar International University	3	1	1	-	2	3	18	14	1075	0.552	-	1:22		
76.	Ranada Prasad Shaha University	2	1	4	-	14	-	16	2	691	4.764	-	1:18		
77.	German University Bangladesh	3	-	-	-	7	-	21	-	747	0.238	-	1:24		
78.	Global University Bangladesh	6	-	1	-	-	-	17	-	331	4.34447	-	1:12		
79.	CCN University of Science & Technology	7	5	-	5	-	7	30	4	777	1.468	-	1:13		
80.	Bangladesh Army University of Science and Technology (BAUST), Saidpur	5	17	4	3	36	-	67	-	1932	7.57	62	1:15		
81.	Bangladesh Army University of Engineering and Technology (BAUET), Kadirabad	2	15	8	4	10	1	79	-	1405	1.00	59	1:12		
82.	Bangladesh Army International University of Science & Technology (BAIUST), Comilla	-	-	7	3	28	1	53	-	1079	0.00	57	1:11		
83.	The International University of Scholars	1	-	5	-	10	2	29	9	2622	00.00	-	1:47		
84.	Canadian University of Bangladesh	5	1	2	5	8	5	33	16	1502	679.16	35	1:20		
85.	N.P.I University of Bangladesh	3	-	1	-	3	-	15	5	1024	4.753	-	1:38		
86.	Northern University of Business & Technology, Khulna	5	17	2	4	5	5	63	6	3396	8.210	-	1:32		
87.	Rabindra Maitree University, Kushiya	10	-	-	-	2	1	45	2	827	0.00	-	1:14		
88.	University of Creative Technology, Chittagong	5	6	2	4	3	8	54	10	1039	19.20	-	1:11		
89.	Central University of Science and	6	2	3	3	11	5	20	5	371	0.00	-	1:4		

Sl. No.	Name of the Universities	Teacher										Total Students	Research Expenditure (Tk. in Lac) Approx.	Publications (Articles, Periodicals, Books and Others)	Teachers-Students Ratio	
		Professor		Asso. Professor		Asst. Professor		Lecturer		Full-time	Part-time					
		Full-time	Part-time	Full-time	Part-time	Full-time	Part-time	Full-time	Part-time							
	Technology															
90.	Tagore University of Creative Arts, Uttara, Dhaka, Bangladesh	2	-	2	-	1	-	1	17	-	-	74	0.00	-	1:3	
91.	University of Global Village	5	-	7	-	15	-	48	-	-	1465	17.50	-	1:20		
92.	Rupayan A.K.M Shamsuzzoha University	-	-	-	-	-	-	-	-	-	-	0.00	-	-		
93.	Anwer Khan Modern University	5	3	1	1	9	2	11	1	1	840	0.00	-	1:25		
94.	Z.N.R.F. University of Management Sciences	7	-	4	-	2	-	17	-	-	12	0.00	-	-		
95.	Ahsania Mission University of Science and Technology	-	-	-	-	-	-	-	-	-	-	0.00	-	-		
96.	Khulna Khan Bahadur Ahsanullah University	-	-	-	-	-	-	-	-	-	-	0.00	-	-		
97.	Bandarban University	4	2	-	2	-	1	12	7	7	256	00.00	-	1:10		
98.	Shah Makhdum Management University, Rajshahi	-	-	-	-	-	-	-	-	-	-	0.00	-	-		
99.	Trust University, Barisal	1	3	5	1	5	-	10	-	-	216	0.100	-	1:9		
100.	International Standard University	1	4	5	13	3	11	11	7	7	420	0.00	-	1:8		
101.	University of Brahmanbaria	2	2	-	-	1	3	10	-	-	93	0.00	-	1:5		
102.	University of Skill Enrichment and Technology	-	-	1	-	-	-	12	-	-	25	0.12	-	1:2		
103.	Microland University of Science and Technology	-	-	-	-	-	-	-	-	-	00	0.00	-	-		
104.	R.T.M Al-Kabir Technical University	2	-	6	-	4	-	12	-	-	42	0.00	-	1:2		
105.	Sheikh Hasina University of Science and Technology	-	-	-	-	-	-	-	-	-	-	0.00	-	-		

20. Percentage of Students of Public Universities, it's Affiliated and Constituent Colleges and Madrasas

Sl. No.	Statistics of University	Percentage (%) of Students
1	47 Public Universities (excluding 04 new universities, National, Bangladesh Open and Islamic Arabic University)	7.01
2	Affiliated and Constituent Colleges under 14 Universities (excluding National and Islamic Arabic University)	5.08
3	Affiliated and Constituent Colleges under National University	71.04
4	Bangladesh Open University	10.43
5	Affiliated and Constituent Madrasas under Islamic Arabic University	6.44

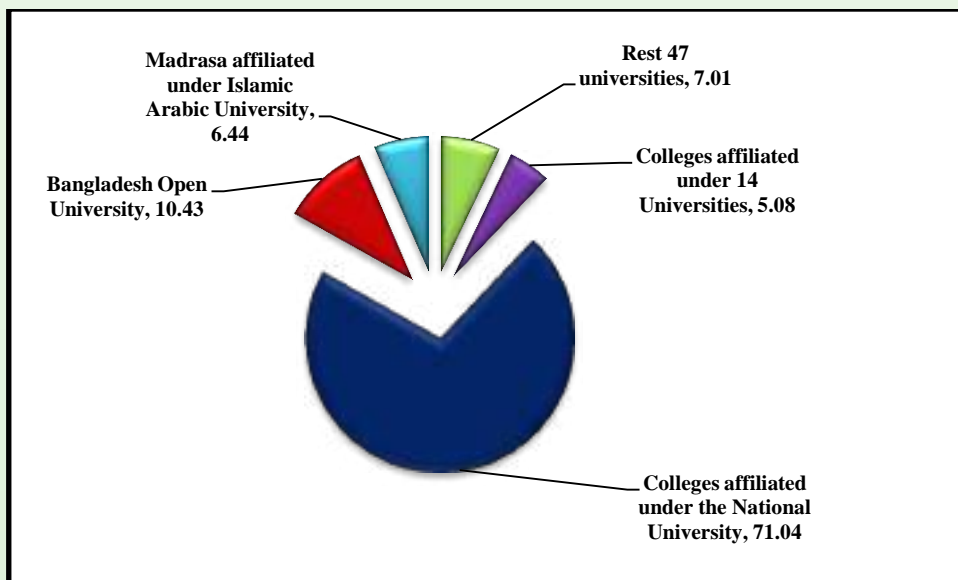


Figure 8: Percentage (%) of Students in Public Universities, its Affiliated and Constituent Colleges and Madrasas

21. Increase and Decrease Ratio of Students in Public Universities for Last Ten Years

Year	Number of Functioning Universities	Total Number of Students	Increase/Decrease Compared to Last Year	Percentage (%) of Increase/Decrease
2012	34	18,90,543	-279929	-12.90
2013	34	20,20,549	+130006	+6.87
2014	35	28,49,865	+829316	+41.04
2015	37	32,06,435	+356570	+12.51
2016	37	31,50,409	-56026	-1.75
2017	37	36,06,137	+455728	+14.13
2018	40	40,94,345	+488208	+11.92
2019	46	40,85,291	-9054	-0.22
2020	50	43,62,187	+276896	+6.35
2021	50	41,31,610	-230577	-5.29

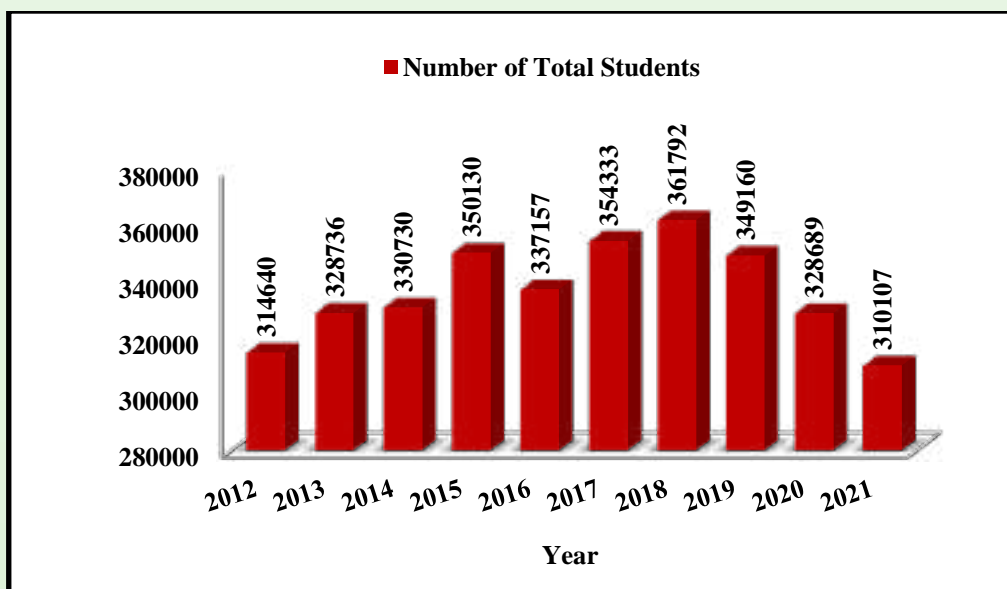


Figure 9: Number of Students in Public Universities for Last Ten Years

22. Increase and Decrease Ratio of Students in Private Universities for Last Ten Years

Year	Number of Universities	Number of Total Students	Increase/Decrease Compared to Last Year	Percentage (%) of Increase /Decrease
2012	60	3,14,640	+33818	+12.04
2013	78	3,28,736	+14096	+4.48
2014	80	3,30,730	+1994	+0.61
2015	85	3,50,130	+19400	+5.87
2016	95	3,37,157	-12973	-3.70
2017	95	3,54,333	+17176	+5.09
2018	103	3,61,792	+7459	+2.11
2019	105	3,49,160	-12632	-3.49
2020	107	3,28,689	-20471	-5.86
2021	108	3,10,107	-18582	-5.65

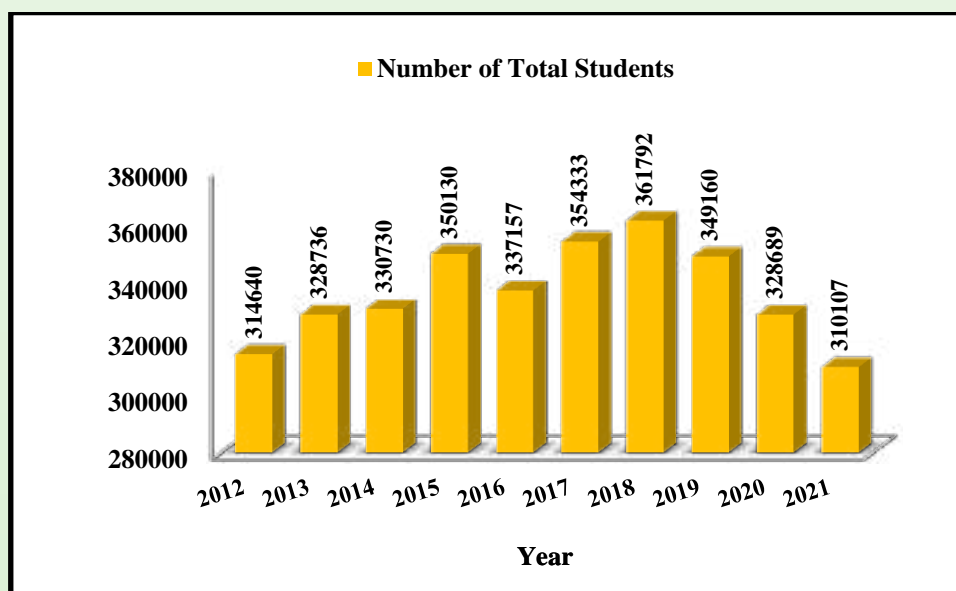


Figure 10: Number of Students in Private Universities for Last Ten Years

23. Faculty-wise Students Number of Public Universities and it's Percentage

Subjects	Public Universities								Grand Total	
	47 Public Universities		National University		Bangladesh Open University		Islamic Arabic University			
	Number of Students	Percentage (%) (approx.)	Number of Students	Percentage (%) (approx.)	Number of Students	Percentage (%) (approx.)	Number of Students	Percentage (%) (approx.)	Number of Students	Percentage (%) (approx.)
Arts and Humanities	41252	14.24	939003	32.00	399058	92.65	266129	100	1645442	41.96
Social Sciences	45257	15.62	968042	32.99	-	-	-	-	1013329	25.84
Education	7969	2.75	6215	0.21	15001	3.48	-	-	29185	0.74
Fine Arts	2167	0.75	-	-	-	-	-	-	2167	0.06
Commerce	39039	13.48	700876	23.88	5014	1.16	-	-	744929	19.00
Law	7879	2.72	3319	0.11	364	0.08	-	-	11562	0.29
Pharmacy	2600	0.90	-	-	-	-	-	-	2600	0.07
Science	37181	12.84	264141	9.00	-	-	-	-	301322	7.68
Biology	18858	6.51	-	-	-	-	-	-	18858	0.48
Medicine	7692	2.66	-	-	-	-	-	-	7692	0.20
Agriculture	19370	6.69	-	-	5951	1.38	-	-	25321	0.65
Engineering and Technology	52001	17.95	11206	0.38	5323	1.24	-	-	68530	1.75
Diploma/Certificate and Others	8380	2.89	41880	1.43	23	0.01	-	-	50283	1.28
Grand Total:	289645	100.00	2934712	100.00	430734	100.00	266129	100	3921220	100.00

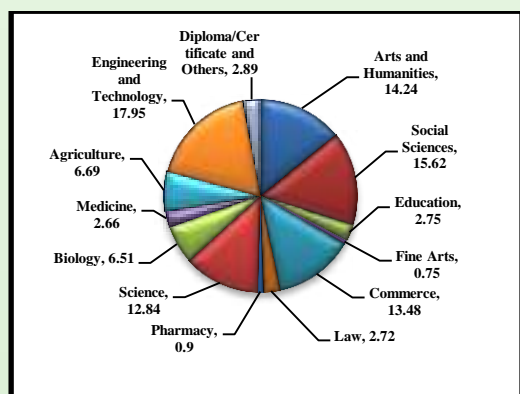


Figure 11: Percentage (%) of Faculty-wise Students in 47 Universities (Excluding Affiliated and Constituent Madrasas)

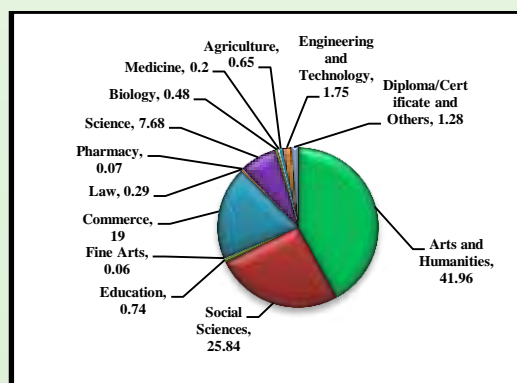


Figure 12 : Percentage (%) of Faculty-wise Students of Public Universities excluding Students of Affiliated and Affiliated Colleges/Madrasas

24. Degree-wise Students Number in Private Universities

Subjects	Private Universities	
	Number of Students	Percentage (%) (approx.)
Arts and Humanities	32,713	10.55
Social Sciences	9,074	2.92
Education	1,056	0.34
Fine Arts	996	0.32
Science	21,852	7.04
Biology	3,407	1.10
Business Administration/Business Studies	71,386	23.02
Law	19,155	6.17
Pharmacy	10,448	3.37
Agriculture	1,592	0.51
Engineering and Technology	1,34,384	43.33
Diploma/Certificate and Others	4,044	1.30
Grand Total:	3,10,107	100

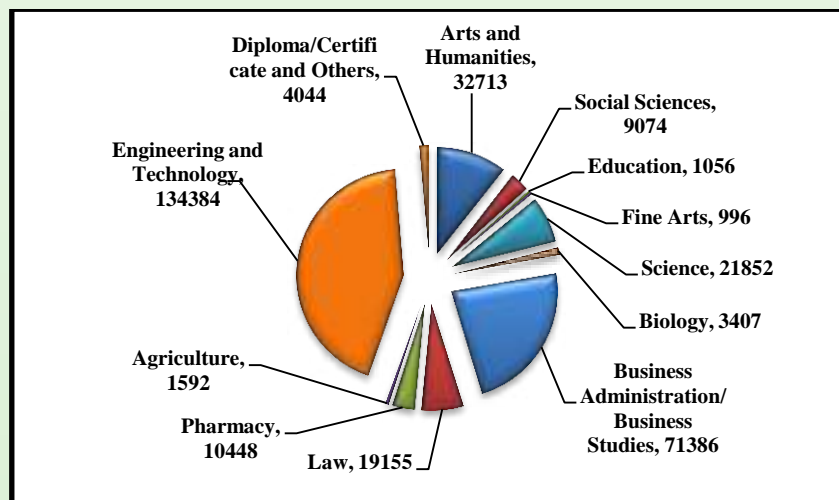


Figure 13: Number of Faculty-wise Students in Private Universities

25. Degree-wise Students Number in Public Universities

Subjects	University				Grand Total
	47 Public Universities	National University	Bangladesh Open University	Islamic Arabic University	
Degree (Pass)	-	1355021	416316	170332	1941669
Degree (Honours)	231476	1430674	2276	13231	1677657
Masters	49728	129654	12119	82566	274067
MPhil	2339	35	20	-	2394
PhD	3340	2	3	-	3345
FCPS	309	61	80	-	450
MD/MPH	-	-	-	-	-
Certificate/Diploma and Others	2478	19185	-	-	24632
Total:	289645	2934712	430734	266129	3921220

* Excluding Students of Affiliated/Constituent Colleges under 14 Universities.




Figure 14: Number of Degree-wise Students of 47 Public Universities (Excluding Affiliated and Constituent Colleges/Madrasas)




Figure 15: Number of Subject-wise Students of 50 Public Universities (Excluding 14 Affiliated and Constituent Colleges/Madrasas)

26. Degree-wise Students Number in Private Universities

Name of Degrees	Number of Students
Degree (Pass)	1,621
Degree (Honours)	2,69,659
Masters	37,053
Diploma/Certificate and Others	1,774
Total:	3,10,107

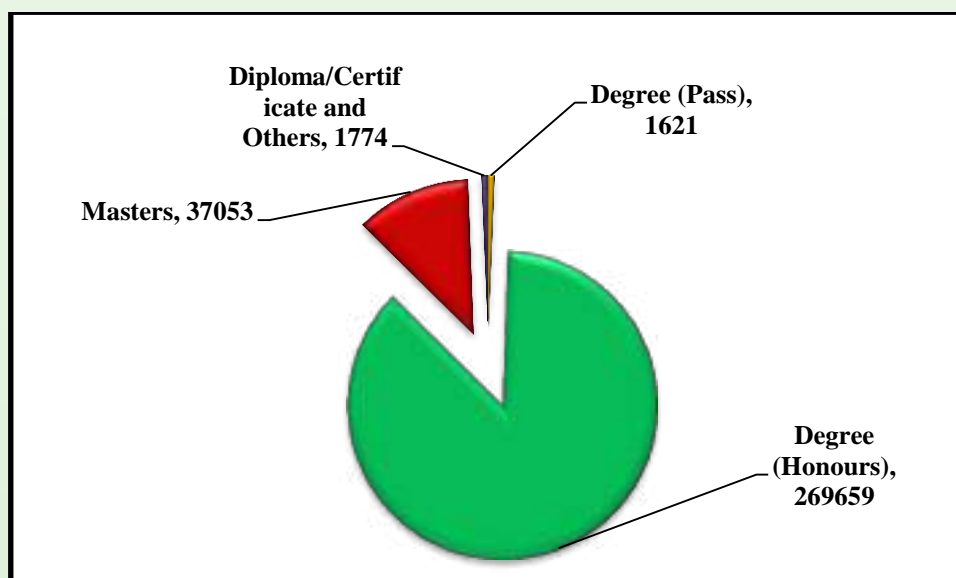


Figure 16: Degree-wise Students Number in Private Universities

27. Percentage of Degree Awardees at Different Levels of Public Universities for Last Five Years

Degrees at Different Levels	Percentage (%)				
	2017	2018	2019	2020	2021
Degree (Pass)	67	70	59	70	91
Degree (Honours)	86	80	75	92	67
Bachelor (Technical)	75	84	76	80	85
Post-graduate	81	79	80	94	71
Post-graduate (Technical)	95	99	93	92	95
MPhil and PhD/ Equivalent	80	80	77	68	99
Diploma and Certificate	70	65	51	57	93

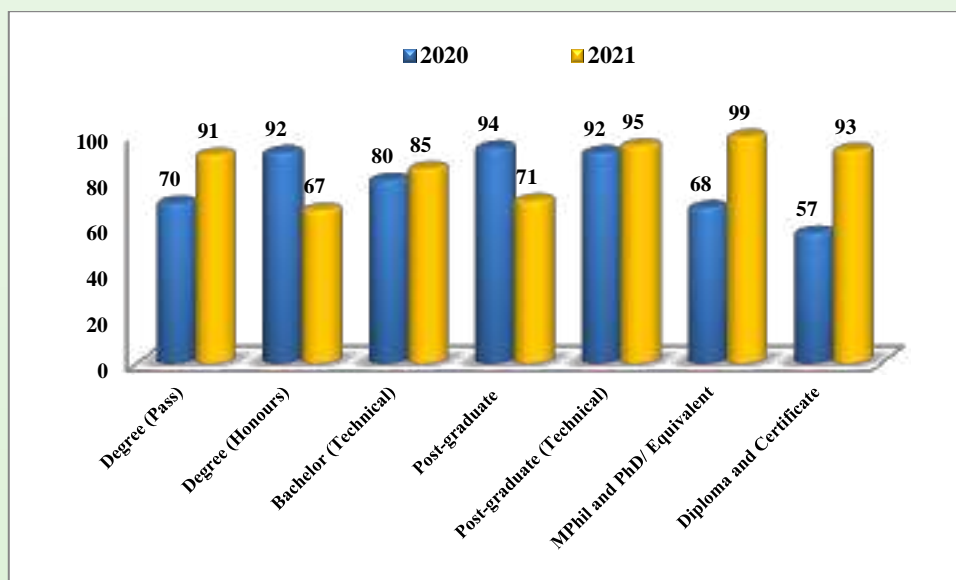


Figure 17: Comparative Percentage (%) of Degree Awardees at Different Levels of Public Universities in 2020 and 2021

28. Percentage of Degree Awardees at Different Levels of Private Universities for Last Five Years

Degrees at Different Levels	Percentage (%)				
	2017	2018	2019	2020	2021
Degree (Pass), Degree (Honours) and Post-graduate	73.19	72.29	61.71	64.05	54.81
Degree (Honours) (Technical and Technology)	26.04	26.69	36.48	34.90	43.26
Post-graduate (Technical and Technology)	0.77	1.02	1.81	1.05	1.93

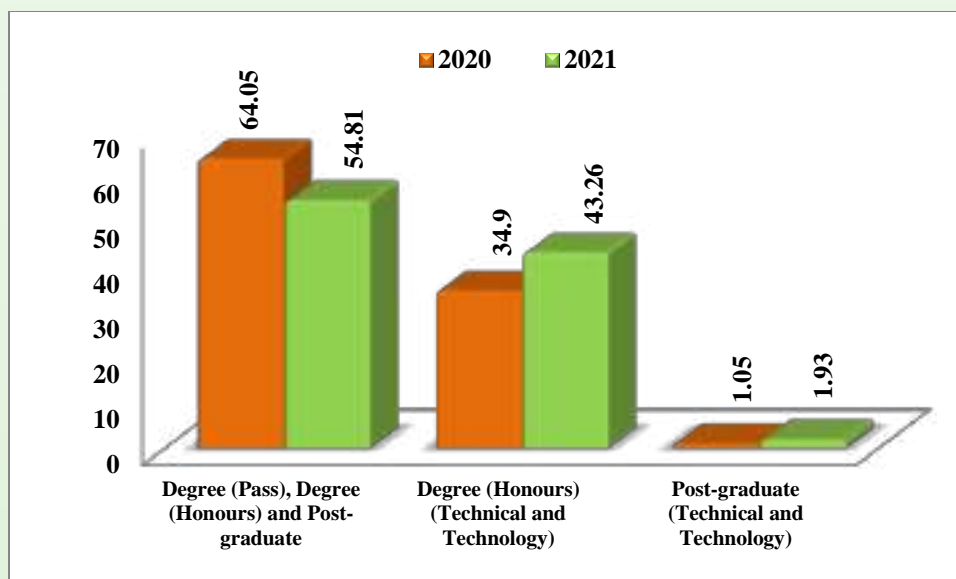


Figure 18: Comparative Percentage (%) of Degree Awardees at Different Levels of Private Universities in 2020 and 2021

29. Statistics of Post-wise Teachers in 50 Public (Excluding Affiliated and Constituent Colleges/Madrasas) and 99 Private Universities in 2021

Universities	Professor		Associate Professor		Assistant Professor		Lecturer	
	Full-time	Part-time	Full-time	Part-time	Full-time	Part-time	Full-time	Part-time
Public	4,189	400	2,672	150	5,273	199	1,880	263
Private	862	904	895	437	3,128	563	6,993	1,230
Total:	5,051	1,304	3,567	587	8,401	762	8,873	1,493

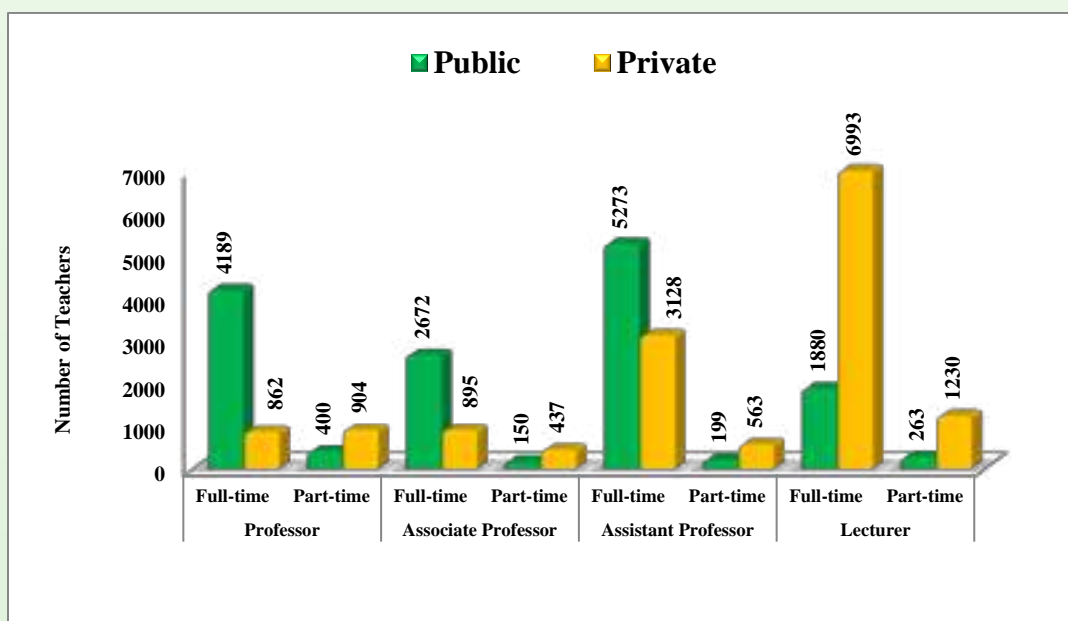


Figure 19: Comparative Statistics of Post-wise teachers in Public and Private Universities in 2021

30. Post-wise Comparative Teacher Statistics of Public and Private Universities for the Last Five Years

Year	Professor		Associate Professor		Assistant Professor		Lecturer		Others		Total		Grand Total
	Public	Private	Public	Private	Public	Private	Public	Private	Public	Private	Public	Private	
2017	3906	2403	2175	1440	4738	3474	2728	8136	252	574	13799	16020	29819
(%)	28%	15%	16%	9%	34%	22%	20%	50%	2%	4%	100%	100%	
2018	4160	2165	2320	1407	4941	3658	2803	8452	208	392	14556	16074	30630
(%)	29%	13%	16%	9%	34%	23%	19%	53%	2%	2%	100%	100%	
2019	4432	2113	2541	1403	5161	3611	3151	8473	239	470	15524	16070	31594
(%)	29%	13%	16%	9%	33%	22%	20%	53%	2%	3%	100%	100%	
2020	4528	1873	2657	1354	5283	3600	2672	8175	286	276	15426	15277	30703
(%)	30%	12%	17%	8%	34%	24%	17%	54%	2%	2%	100%	100%	
2021	4461	1766	2799	1332	5449	3691	2090	8223	237	381	15236	15393	30629
(%)	30%	11%	18%	9%	36%	24%	14%	53%	2%	3%	100%	100%	

31. Comparative Statistics of Degree-wise Teachers in Public Universities for Last Five Years

Year	PhD	Percentage	MPhil/Equivalent	Percentage (%)	Undergraduate/Post-graduate/Other	Percentage	Total
2017	4,766	35%	985	7%	7,829	58%	13,580
2018	5,015	35%	766	6%	8,538	59%	14,322
2019	5,347	34%	3,381	22%	6,796	43%	15,524
2020	5,651	37%	999	7%	8,776	57%	15,426
2021	5,606	37%	1,184	8%	8,446	55%	15,236

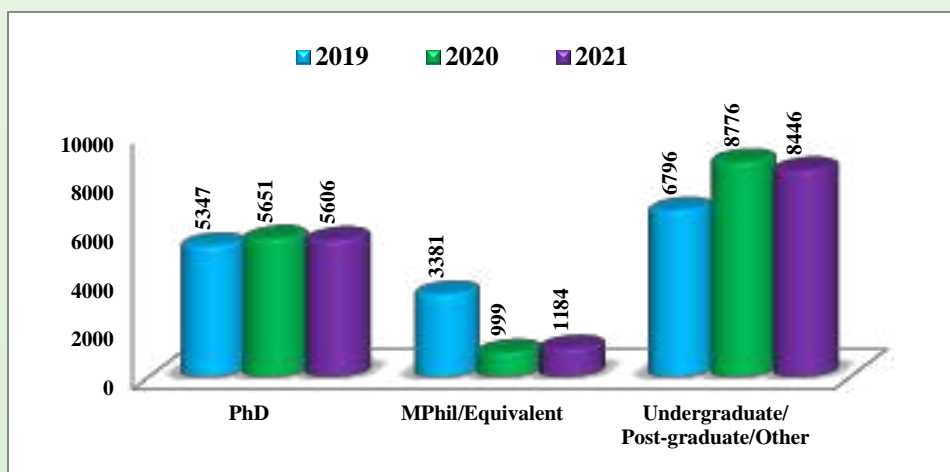


Figure 20: Comparative Number of Degree-wise Teachers in Public Universities for Last Three Years

32. Comparative Statistics of Degree-wise Teachers of Private Universities for Last Five Years

Year	Total Number of Teachers	Teachers Having PhD Degree
2017	16,020	3,416
2018	16,074	3,120
2019	16,070	3,209
2020	15,277	2,950
2021	15,393	2,944

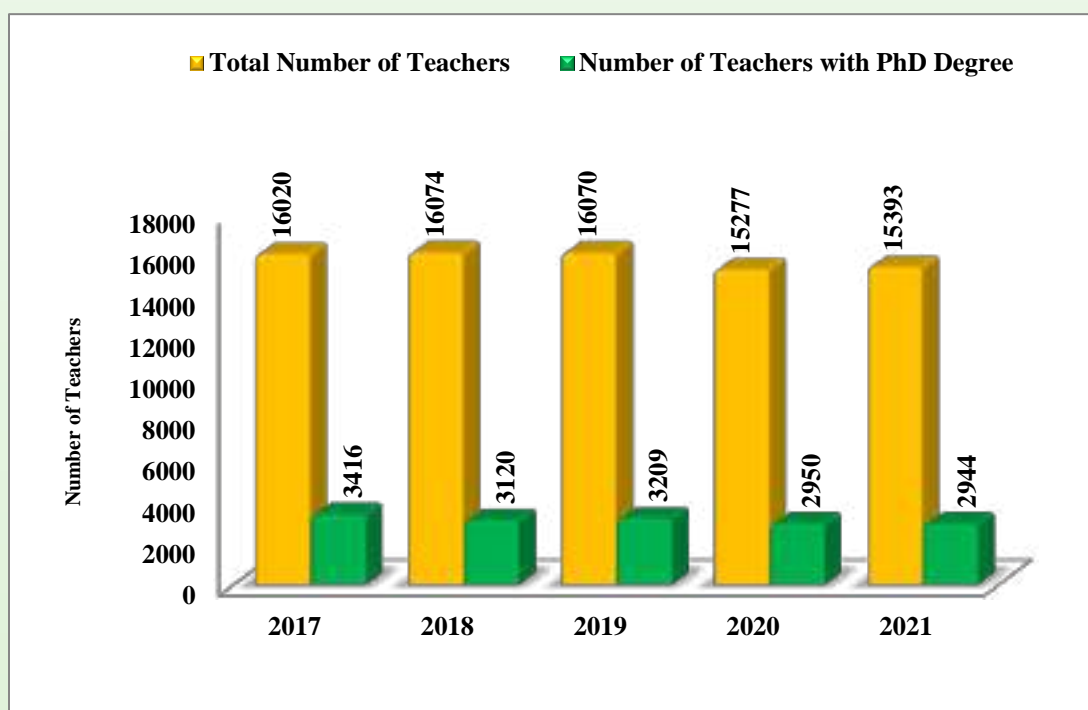


Figure 21: Comparative Number of Total Teachers Having PhD Degree of Private Universities for Last Five Years

33. Number of Teachers of Affiliated and Constituent Colleges and Madrasas under Public Universities

Number of Colleges	Number of Teachers		
	Male	Female	Total
4,058	1,22,092	26,492	1,48,584

34. Teacher-Student Ratio of Public and Private Universities for Last Five Years

Universities	2017			2018			2019			2020			2021		
	Teachers	Students	Ratio	Teachers	Students	Ratio	Teachers	Students	Ratio	Teachers	Students	Ratio	Teachers	Students	Ratio
Public	13,580	2,83,866	1:21	14,322	2,84,322	1:20	15,293	2,97,957	1:19	15,426	3,14,930	1:20	15005	289645	1:19
Private	16,020	3,54,333	1:22	16,074	3,61,792	1:25	16,070	3,49,160	1:22	15,277	3,28,689	1:22	15393	310107	1:20

35. Statistics of Student, Teacher and Officer-Staff of Public and Private Universities in 2021

Universities	Number of Students	Number of Teachers	Number of Officers-Staff	Grand Total (Number of Students, Teachers and Officers-Staff)	Ratio of Officers-Staff and Students
Public	7,20,379	15236	36,833	7,72,448	1:19
Private	3,10,107	15,393	12,413	3,37,913	1:25

36. Ratio of Student and Officer-Staff of Public and Private Universities for Last Five Years

Year	Students		Officers and Staff		Ratio of Officer-Staff and Students	
	*Public	Private	*Public	Private	*Public	Private
2017	2,83,866	3,54,333	29,722	12,041	1:10	1:29
2018	2,84,322	3,61,792	30,568	12,969	1:11	1:28
2019	2,97,957	3,49,160	31,839	13,195	1:10	1:26
2020	3,14,930	3,28,689	32,340	12,581	1:10	1:26
2021	2,89,645	3,10,107	34,039	12,413	1:12	1:25

* Public Universities (excluding National, Open and Islamic Arabic Universities and Affiliated/Affiliated Colleges/Madrasahs)

37. Statistics of Residential Teacher, Student and Officer-Staff of 50 Public and 99 Private Universities in 2021

Universities	Total Number of Students of Universities	Total Number of Halls/ Dormitories of the Universities	Students Enjoying Residential Facilities			Teachers		Total Number of Officers-Staff	Officers-Staff Enjoying Residential Facilities		
			Male	Female	Total	Total Number of Teachers of Universities	Teachers Enjoying Residential Facilities		Officers	Staff (Class-III)	Staff (Class-IV)
* Public	2,89,645	260	61,701	43,151	1,04,852	15,005	3,123	34,039	1,159	1,363	1,888
Private	3,10,107	98	6,553	4,293	10,846	15,393	447	12,413	228	620	

* Except National, Bangladesh Open and Islamic Arabic University

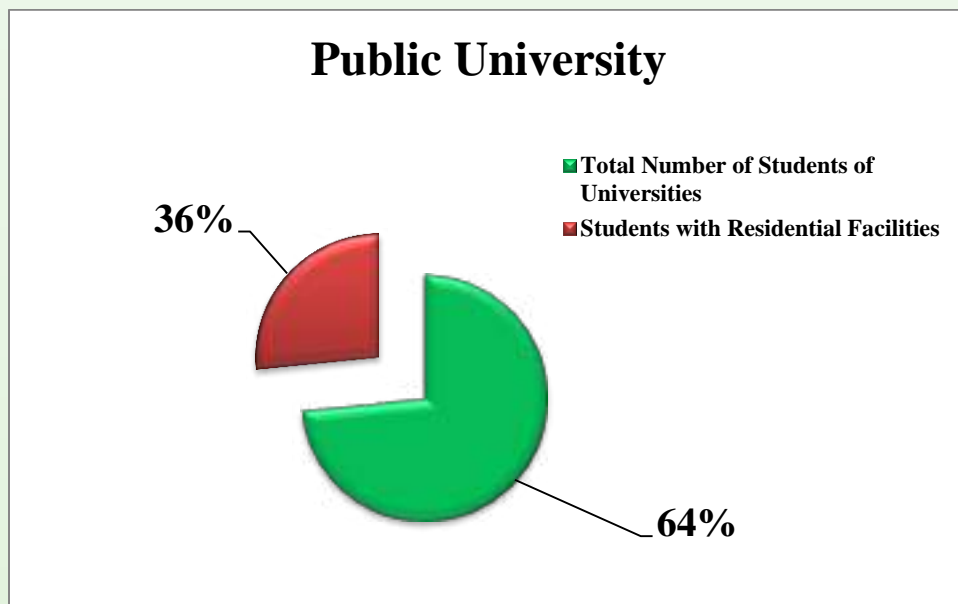


Figure 22 : Percentage (%) of Students Enjoying Residential Facilities in 50 Public Universities

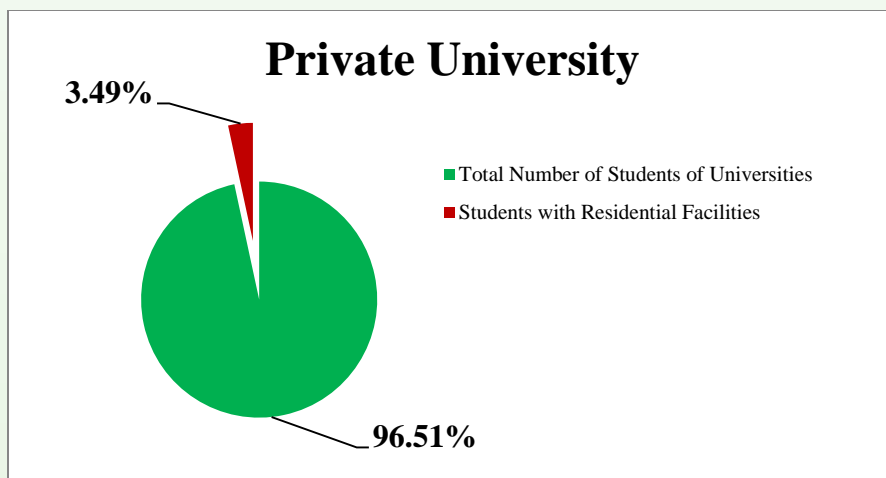


Figure 23 : Percentage (%) of Students Enjoying Residential Facilities in 99 Private Universities

38. Information Regarding Private Universities

The number of public universities is meager in proportion to the population and the demand for higher education in the country. Higher education is hampered by limited seats and a deficit in the national education budget. In this context, following the model of India, Pakistan and Japan the Government of the People's Republic of Bangladesh enacted the Private University Act 1992 in accordance with the recommendations of the University Grants Commission of Bangladesh for the establishment of private universities in the country for the expansion of higher education. Subsequently, some amendments were made to Act No. 3 of the Private University Act 1998.

A new law was enacted to abolish the existing law for the establishment and management of private universities to expand quality higher education in the country, and soon after, the law was approved by the Parliament on 18 July 2010 (3rd Sraon 1417) was published for the public.

38.1 Terms and Conditions for Provisional Permission to Establish Private University

According to the Private University Act 2010, the following conditions must be met for a temporary permit to establish a private university:

- (1) For the purpose of establishing and running the proposed private university, a Board of Trustees consisting of not more than 21 (Twenty-one) and not less than 9 (Nine) members should be formed;

- (2) For the purpose of temporary permission, a proposed private university must have a plan approved by the Commission supporting its educational activities;
- (3) The number of full-time teachers to be appointed by the Commission for each department, program and course in a proposed private university shall be fixed;
- (4) Initially, a proposed private university should have at least three faculties and at least 6 (Six) departments under that faculty;
- (5) Each faculty must have the required educationally qualified experienced teachers approved by the Grants Commission;
- (6) The proposed private university shall have an adequate number of classrooms, libraries, laboratories, seminar rooms, office rooms, separate common rooms for students and other necessary rooms, and adequate space in its own or rented building of at least 25,000 (Twenty-five Thousand) square feet area;
- (7) At least 5 (Five) Crore for Dhaka and Chittagong metropolitan areas, at least 3 (Three) Crore for other metropolitan areas and 1.5 (One Crore and Fifty Lac) for other areas as funds reserved in the name of the proposed private university must be deposited in any scheduled bank;
- (8) An initially proposed private university may be temporarily housed in its own or rented building with an area of at least 25,000 (Twenty-five Thousand) square feet. However, within 7 (Seven) years from the date of temporary establishment, it is necessary to set up its campus permanently by constructing adequate infrastructure on 1 (One) acre in the name of the University in the case of Dhaka and Chittagong metropolitan area for the University approved by the Government and at least 2 (Two) acres for other regions shall be uninterrupted unallocated land;
- (9) At least 6% of the full-time students enrolled in each academic year of the private university, out of which 3% of seats are reserved for offspring of freedom fighters and 3% for meritorious but poor students of the remotest and underdeveloped areas, along with a list of such students studying in each academic year must be submitted to the University Grants Commission;
- (10) Every private university shall inform the University Grants Commission about the student fee structure consistent with the standards of socio-economic conditions of the country;

- (11) Every Private University shall inform the University Grants Commission about appropriate salary structure and employment regulations which are prepared for teachers, officers and staff;
- (12) Each Private University shall have a General Fund and will deposit tuition and session fees collected from students and money received from other sources to the General Fund and meets all expenditures from this fund.

39. Information about Students Availing Full Free Studentship, Scholarship and Waiver Facilities of Private Universities

- (a) The total number of students availing full free studentship, scholarship and waiver facilities in private universities in the same year is 15,042; 77,500 and 14,283 respectively.
- (b) The freedom fighters are the country's best offspring; considering their financial well-being and social establishment, the present Government is taking and implementing various programs. For the children of freedom fighters to get higher education, 3% of the total number of seats has been reserved in the 'Private University Act 2010'. Under this act, 1,688 children of freedom fighters are studying in various private universities free of cost during the year.
- (c) To reach higher education opportunities, the Government has reserved 3% of the total seats for poor but deserving students in the 'Private University Act 2010'. Under this act, 10,569 poor and meritorious students are studying free of cost in the current year.

40. Statistics of the Recruitment for the posts of Vice Chancellor, Pro-Vice Chancellor and Treasurer of Private Universities

According to the information sent from the respective universities in the year, among 108 approved private universities 69 Vice Chancellors 24 Pro-Vice Chancellors and 57 Treasurers have been appointed by the Hon'ble President and Chancellor. It is to be noted that only 15 universities have filled the three posts of Vice Chancellor, Pro-Vice Chancellor and Treasurer appointed by His Excellency the President.

41. Audit Report of Income and Expenditure of Private Universities

According to the data sent from their respective universities, out of 108 approved private universities (in 2021, the approved university number is 108; 6 universities have not started and no data of IBAIS University, The University of Comilla and Queen's University have been added as directed by the Commission) only 61 universities have sent their Audited Financial Report by an audit firm formed by Ministry of Education to the Monitoring Cell of the UGC.

42. Income and Expenditure of Private Universities

- (A) **Income:** The total income of active 99 universities is BDT 3,26,117 Lac and the average amount is BDT 3,290.32 Lac in 2021.
- (B) **Expenditure:** In 2021, the total expenditure of the mentioned universities is BDT 3,26,117 Lac and the average amount is BDT 3,705.87 Lac.
- (C) **Expenditure in Library and Laboratory:** In 2021, the total expenditure for the library sector of 86 private universities is BDT 6500.68 Lac and the average amount is BDT 75.59 Lac. In the same year, the total expenditure in the laboratory sector of 69 private universities is BDT 8,022.30 Lac and the average amount is BDT 116.65 Lac.
- (D) **Per Student Expenditure:** In 2021, the expenditure amount of private universities is BDT 84,35,07.00 and the average amount is BDT 85,202.09.
- (E) **Expenditure in Research Sector:** According to the information sent by the private universities, 78 universities have spent in the research sector. The total amount of expenditure in the section is BDT 11988.00 Lac and the average amount is BDT 153.69 Lac.

43. Statistics of Various Committee Meetings Held by Private Universities in 2021

A total of 1,058 meetings have been held in private universities in the current year. Among the meetings held were 392 Board of Trustees, 208 Syndicates, 262 Academic Councils and 196 Finance Committees. It is to be noted that 131 meetings is increased than last year.



বাংলাদেশ
বিশ্ববিদ্যালয় মঞ্জুরী কমিশন

www.ugc.gov.bd